

APC电池

AGM密封铅酸免维护

12V 2V 系列蓄电池



APC[™]

by Schneider Electric

BATT1217MGE M2AL 12-17

12V 17Ah(10hr)

The rechargeable batteries are lead-lead dioxide systems. The dilute sulfuric acid electrolyte is absorbed by separators and plates and thus immobilized. Should the battery be accidentally overcharged producing hydrogen and oxygen, special one-way valves allow the gases to escape thus avoiding excessive pressure build-up. Otherwise, the battery is completely sealed and is, therefore, maintenance-free, leak proof and usable in any position.



Battery Construction

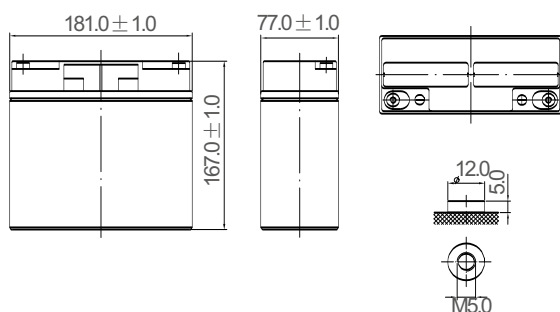
Component	Positive plate	Negative plate	Container	Cover	Safety valve	Terminal	Separator	Electrolyte
Raw material	Lead dioxide	Lead	ABS	ABS	Rubber	Copper	Fiberglass	Sulfuric acid

General Features

- Absorbent Glass Mat (AGM) technology for efficient gas recombination of up to 99% and freedom from electrolyte maintenance or water adding.
- Not restricted for air transport-complies with IATA/ICAO Special Provision A67.
- UL-recognized component.
Can be mounted in any orientation.
- Computer designed lead, calcium tin alloy grid for high power density.
- Long service life, float or cyclic applications.
- Maintenance-free operation.
- Low self discharge.

Dimensions and Weight

Length(mm / inch)	181 / 7.13
Width(mm / inch)	77 / 3.03
Height(mm / inch)	167 / 6.57
Total Height(mm / inch)	167 / 6.57
Approx. Weight(Kg / lbs)	5.5 / 12.1



by **Schneider** Electric

Performance Characteristics

Nominal Voltage	12V
Number of cell	6
Design Life	10 years
Nominal Capacity 77°F(25°C)	
10 hour rate (1.7A, 10.8V)	17Ah
5 hour rate (2.89A, 10.8V)	14.45Ah
1 hour rate (11.3A, 10.5V)	11.3Ah
Internal Resistance	
Fully Charged battery 77°F(25°C)	≤ 16mOhms
Self-Discharge	
3% of capacity declined per month at 25 °C (average)	
Operating Temperature Range	
Discharge	-20~60°C
Charge	-10~55°C
Storage	-10~50°C
Max. Discharge Current 77°F(25°C)	170A(5s)
Short Circuit Current	850A
Charge Methods: Constant Voltage Charge 77°F(25 °C)	
Cycle use	2.40-2.45VPC
Maximum charging current	5.1A
Temperature compensation	-30mV/°C
Standby use	2.20-2.27VPC
Temperature compensation	-20mV/°C

Discharge Constant Current (Amperes at 77 °F25 °C)

End Point Volts/Cell	5min	10min	15min	30min	1h	3h	5h	10h	20h
1.60V	67.0	45.3	34.3	20.0	12.0	4.65	3.10	1.76	0.93
1.65V	64.9	44.2	34.0	19.6	11.8	4.57	3.05	1.75	0.93
1.70V	63.0	43.1	33.5	19.0	11.6	4.49	3.00	1.73	0.92
1.75V	60.1	41.9	32.0	18.7	11.3	4.40	2.94	1.72	0.91
1.80V	57.4	40.8	31.0	18.0	11.1	4.32	2.89	1.70	0.90

Discharge Constant Power (Watts at 77 ° F25 °C)

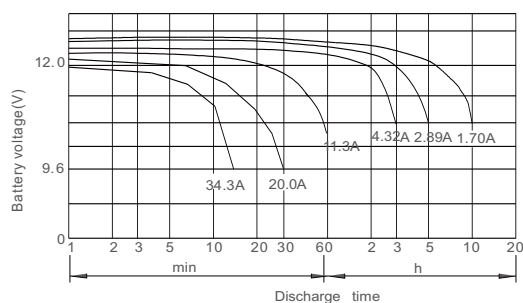
End Point Volts/Cell	5min	10min	15min	30min	45min	1h	2h	3h	5h
1.60V	117	79.0	60.0	36.0	27.4	22.0	12.7	9.10	6.16
1.65V	113	77.4	59.2	35.5	27.1	21.8	12.6	9.01	6.09
1.70V	110	75.8	58.5	35.0	26.7	21.5	12.4	8.90	6.01
1.75V	106	74.1	57.3	34.5	26.4	21.3	12.3	8.83	5.94
1.80V	102	72.5	56.0	34.0	26.0	21.0	12.2	8.74	5.92

(Note)The above characteristics data are average values obtained within three charge/discharge cycles not the minimum values.

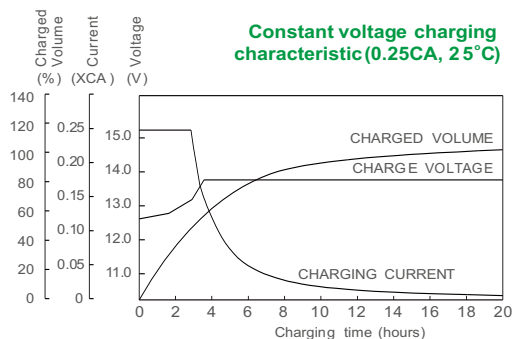
BATT1217MGE M2AL 12-17

12V 17Ah(10hr)

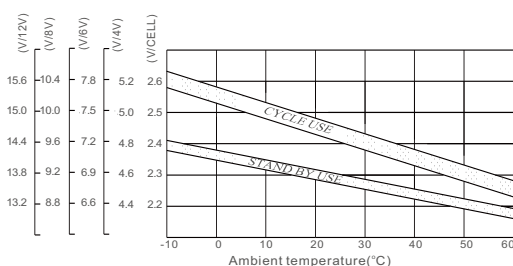
Discharge characteristic (25°C)



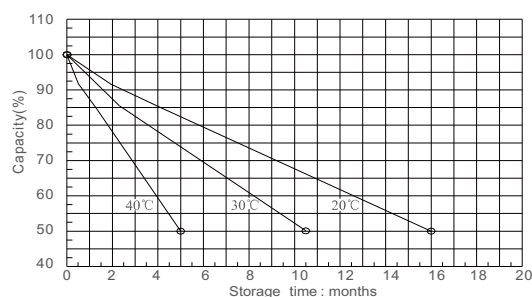
Constant voltage charging characteristic (0.25CA, 25°C)



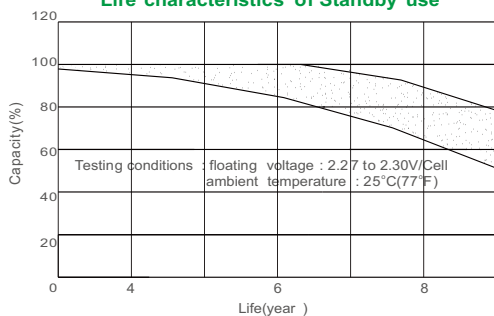
Relationship between charging voltage and temperature



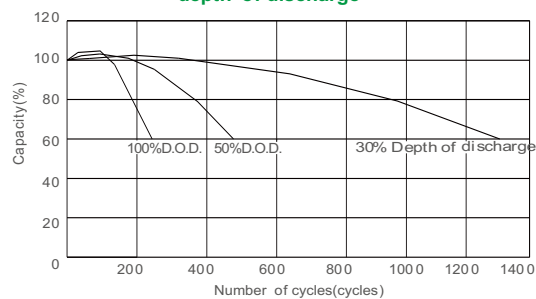
Self-discharge characteristic



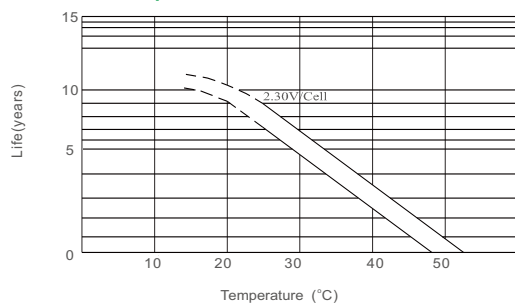
Life characteristics of Standby use



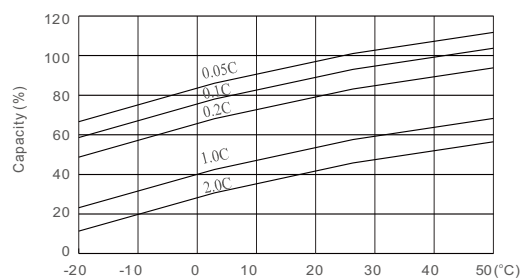
Cycle service life in relation to depth of discharge



Temperature effects on float life



Temperature effects on capacity



by Schneider Electric

Schneider Electric Building, 6 EastWangjing Rd, Chaoyang District, Beijing 100102, P.R.

BATT1224MGE

M2AL 12-24

12V 24Ah(10hr)

The rechargeable batteries are lead-lead dioxide systems. The dilute sulfuric acid electrolyte is absorbed by separators and plates and thus immobilized. Should the battery be accidentally overcharged producing hydrogen and oxygen, special one-way valves allow the gases to escape thus avoiding excessive pressure build-up. Otherwise, the battery is completely sealed and is, therefore, maintenance-free, leak proof and usable in any position.



Battery Construction

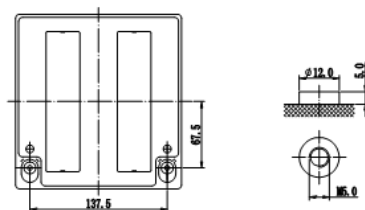
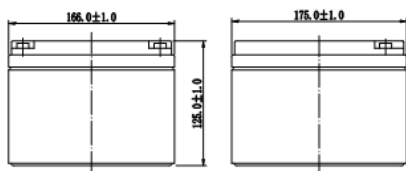
Component	Positive plate	Negative plate	Container	Cover	Safety valve	Terminal	Separator	Electrolyte
Raw material	Lead dioxide	Lead	ABS	ABS	Rubber	Copper	Fiberglass	Sulfuric acid

General Features

- Absorbent Glass Mat (AGM) technology for efficient gas recombination of up to 99% and freedom from electrolyte maintenance or water adding.
- Not restricted for air transport-complies with IATA/ICAO Special Provision A67.
- UL-recognized component.
- Can be mounted in any orientation.
- Computer designed lead, calcium tin alloy grid for high power density.
- Long service life, float or cyclic applications.
- Maintenance-free operation.
- Low self discharge.

Dimensions and Weight

Length(mm / inch)	166 / 6.54
Width(mm / inch)	175 / 6.89
Height(mm / inch)	125 / 4.92
Total Height(mm / inch)	125 / 4.92
Approx. Weight(Kg / lbs)	8.1 / 17.8



by Schneider Electric

Performance Characteristics

Nominal Voltage	12V
Number of cell	6
Design Life	10 years
Nominal Capacity 77°F(25°C)	
10 hour rate (2.4A, 10.8V)	24Ah
5 hour rate (4.02A, 10.8V)	20.1Ah
1 hour rate (13.7A, 10.5V)	13.7Ah
Internal Resistance	
Fully Charged battery 77°F(25°C)	≤ 12mOhms
Self-Discharge	
3% of capacity declined per month at 25 °C (average)	
Operating Temperature Range	
Discharge	-20~60°C
Charge	-10~55°C
Storage	-10~50°C
Max. Discharge Current 77°F(25°C)	240A(5s)
Short Circuit Current	850A
Charge Methods: Constant Voltage Charge 77°F(25 °C)	
Cycle use	2.40-2.45VPC
Maximum charging current	7.2A
Temperature compensation	-30mV/°C
Standby use	2.20-2.27VPC
Temperature compensation	-20mV/°C

Discharge Constant Current (Amperes at 77°F25 °C)

End Point Volts/Cell	5min	10min	15min	30min	1h	3h	5h	10h	20h
1.60V	85.0	60.0	46.0	27.9	15.8	6.80	4.50	2.60	1.31
1.65V	79.5	56.3	43.3	26.3	15.1	6.54	4.34	2.52	1.30
1.70V	74.0	52.5	40.5	24.7	14.4	6.31	4.24	2.48	1.29
1.75V	68.5	48.8	37.8	23.1	13.7	6.09	4.13	2.44	1.26
1.80V	63.0	45.0	35.0	21.5	13.0	5.86	4.02	2.40	1.25

Discharge Constant Power (Watts at 77 ° F25 ° C)

End Point Volts/Cell	5min	10min	15min	30min	45min	1h	2h	3h	5h
1.60V	150	107	82.2	50.0	36.5	29.0	17.7	13.0	8.83
1.65V	141	101	77.7	47.4	34.8	27.9	17.1	12.6	8.62
1.70V	131	94.3	73.1	44.8	33.0	26.8	16.4	12.2	8.42
1.75V	122	87.9	68.6	42.1	31.3	25.6	15.8	11.8	8.21
1.80V	112	81.5	64.0	39.5	29.5	24.5	15.1	11.4	8.00

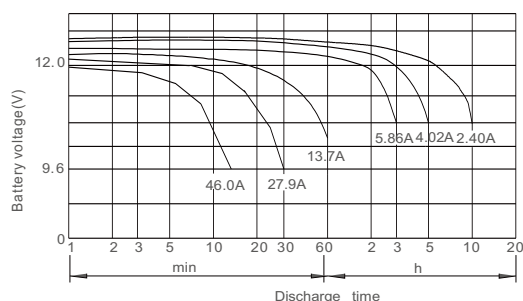
(Note)The above characteristics data are average values obtained within three charge/discharge cycles not the minimum values.

BATT1224MGE

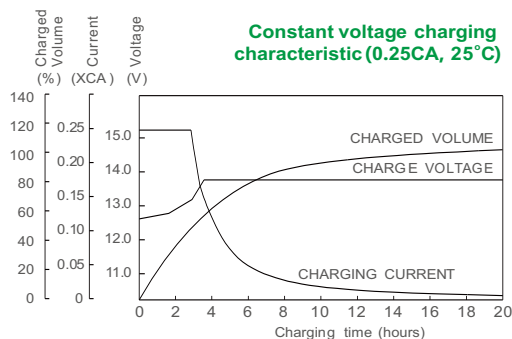
M2AL 12-24

12V 24Ah(10hr)

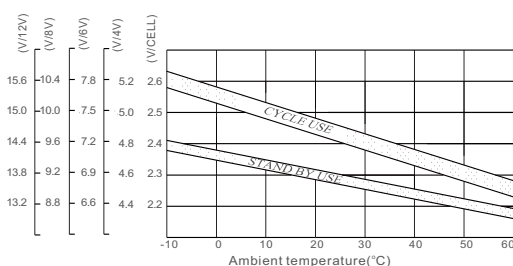
Discharge characteristic (25°C)



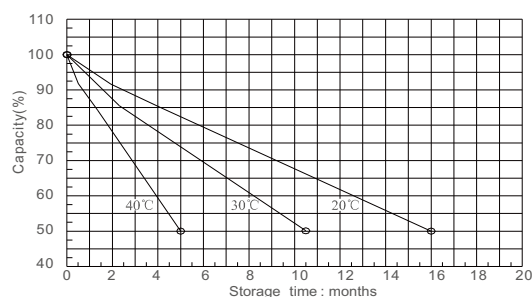
Constant voltage charging characteristic (0.25CA, 25°C)



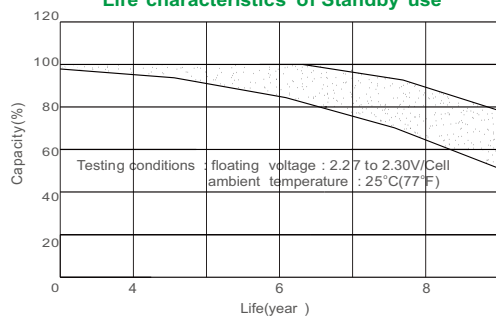
Relationship between charging voltage and temperature



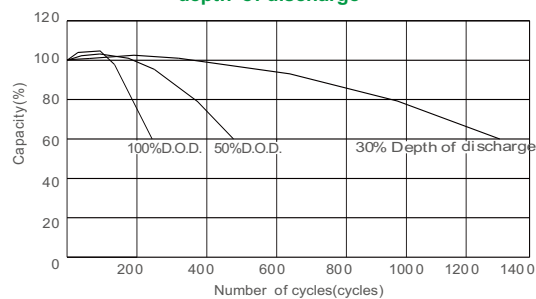
Self-discharge characteristic



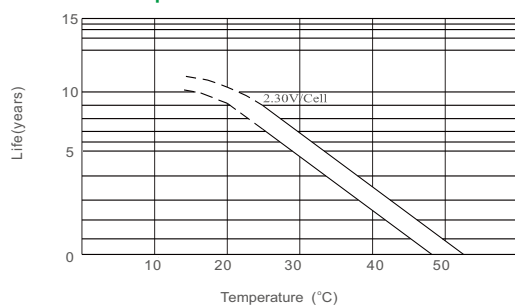
Life characteristics of Standby use



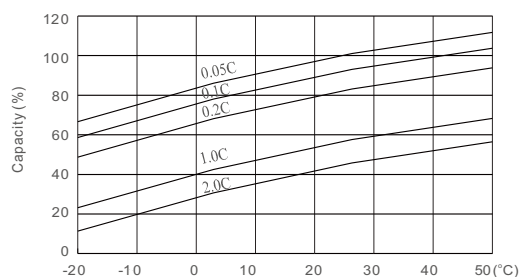
Cycle service life in relation to depth of discharge



Temperature effects on float life



Temperature effects on capacity



by Schneider Electric

Schneider Electric Building, 6 EastWangjing Rd, Chaoyang District, Beijing 100102, P.R.

BATT1233MGE

M2AL 12-33

12V 33Ah(10hr)

and is, thThe rechargeable batteries are lead-lead dioxide systems. The dilute sulfuric acid electrolyte is absorbed by separators and plates and thus immobilized. Should the battery be accidentally overcharged producing hydrogen and oxygen, special one-way valves allow the gases to escape thus avoiding excessive pressure build-up. Otherwise, the battery is completely sealed erefore, maintenance-free, leak proof and usable in any position.



Battery Construction

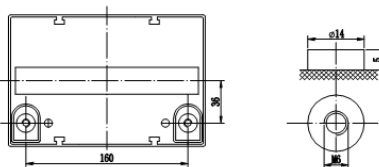
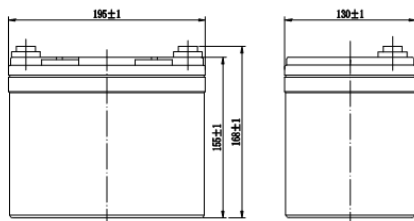
Component	Positive plate	Negative plate	Container	Cover	Safety valve	Terminal	Separator	Electrolyte
Raw material	Lead dioxide	Lead	ABS	ABS	Rubber	Copper	Fiberglass	Sulfuric acid

General Features

- Absorbent Glass Mat (AGM) technology for efficient gas recombination of up to 99% and freedom from electrolyte maintenance or water adding.
- Not restricted for air transport-complies with IATA/ICAO Special Provision A67.
- UL-recognized component.
- Can be mounted in any orientation.
- Computer designed lead, calcium tin alloy grid for high power density.
- Long service life, float or cyclic applications.
- Maintenance-free operation.
- Low self discharge.

Dimensions and Weight

Length(mm / inch)	195 / 7.68
Width(mm / inch)	130 / 5.12
Height(mm / inch)	155 / 6.10
Total Height(mm / inch)	168 / 6.61
Approx. Weight(Kg / lbs)	11.0 / 24.3



APC™

by **Schneider** Electric

Performance Characteristics

Nominal Voltage	12V
Number of cell	6
Design Life	10 years
Nominal Capacity 77°F(25°C)	
10 hour rate (3.3A, 10.8V)	33Ah
5 hour rate (5.50A, 10.8V)	27.5Ah
1 hour rate (20.3A, 10.5V)	20.3Ah
Internal Resistance	
Fully Charged battery 77°F(25°C)	≤ 10mOhms
Self-Discharge	
3% of capacity declined per month at 25 °C (average)	
Operating Temperature Range	
Discharge	-20~60°C
Charge	-10~55°C
Storage	-10~50°C
Max. Discharge Current 77°F(25°C)	330A(5s)
Short Circuit Current	850A
Charge Methods: Constant Voltage Charge 77° F(25 °C)	
Cycle use	2.40-2.45VPC
Maximum charging current	9.9A
Temperature compensation	-30mV/°C
Standby use	2.20-2.27VPC
Temperature compensation	-20mV/°C

Discharge Constant Current (Amperes at 77°F25 °C)

End Point Volts/Cell	5min	10min	15min	30min	1h	3h	5h	10h	20h
1.60V	115	80.2	61.5	37.0	22.3	9.08	6.30	3.36	1.31
1.65V	106	77.3	59.4	36.3	21.9	8.97	6.25	3.35	1.30
1.70V	99.0	73.0	54.5	33.2	21.2	8.45	6.15	3.32	1.78
1.75V	87.8	69.0	52.0	32.8	20.3	8.25	5.58	3.31	1.79
1.80V	79.5	60.0	49.5	31.9	19.8	8.18	5.50	3.30	1.80

Discharge Constant Power (Watts at 77 ° F25 °C)

End Point Volts/Cell	5min	10min	15min	30min	45min	1h	2h	3h	5h
1.60V	215	150	117	72.4	53.8	40.9	23.3	17.4	12.2
1.65V	207	145	110	69.3	53.2	40.5	23.1	17.3	11.9
1.70V	185	136	107	64.5	51.2	39.9	22.6	16.8	11.5
1.75V	170	132	103	62.7	49.1	39.1	21.8	16.0	11.3
1.80V	155	116	97.9	61.0	48.8	38.3	21.0	15.2	11.0

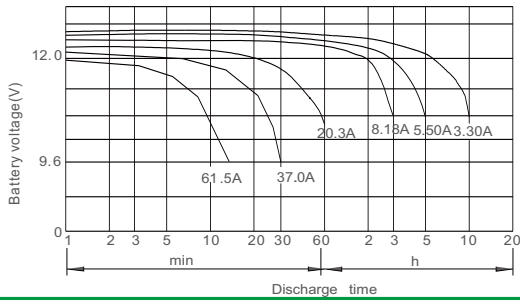
(Note)The above characteristics data are average values obtained within three charge/discharge cycles not the minimum values.

BATT1233MGE

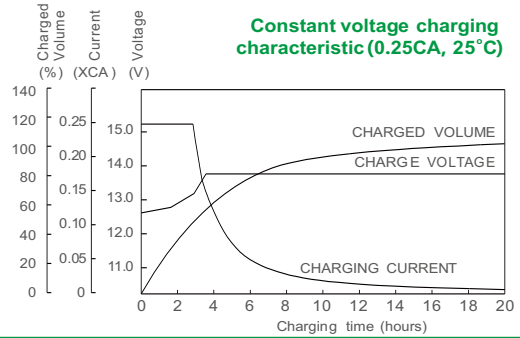
M2AL 12-33

12V 33Ah(10hr)

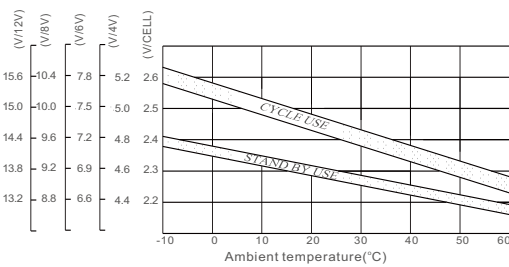
Discharge characteristic (25°C)



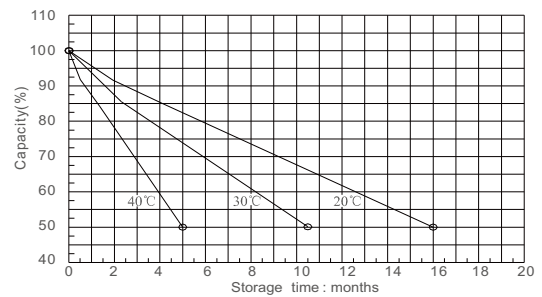
Constant voltage charging characteristic (0.25CA, 25°C)



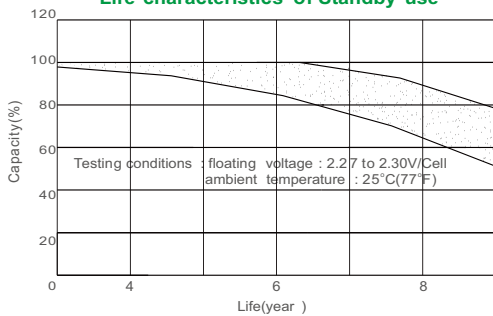
Relationship between charging voltage and temperature



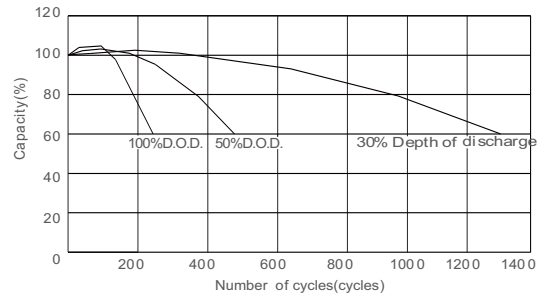
Self-discharge characteristic



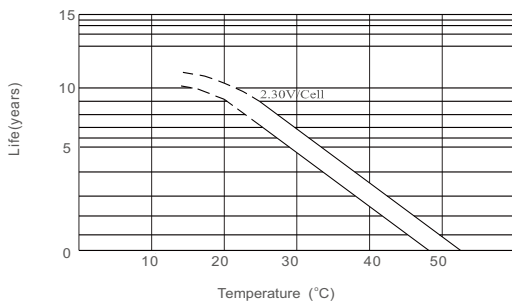
Life characteristics of Standby use



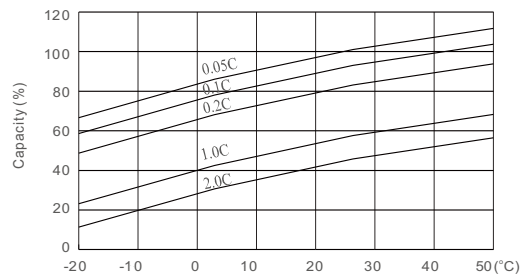
Cycle service life in relation to depth of discharge



Temperature effects on float life



Temperature effects on capacity



by Schneider Electric

Schneider Electric Building, 6 EastWangjing Rd, Chaoyang District, Beijing 100102, P.R.

BATT1240MGE

M2AL 12-40

12V 40Ah(10hr)

The rechargeable batteries are lead-lead dioxide systems. The dilute sulfuric acid electrolyte is absorbed by separators and plates and thus immobilized. Should the battery be accidentally overcharged producing hydrogen and oxygen, special one-way valves allow the gases to escape thus avoiding excessive pressure build-up. Otherwise, the battery is completely sealed and is, therefore, maintenance-free, leak proof and usable in any position.



Battery Construction

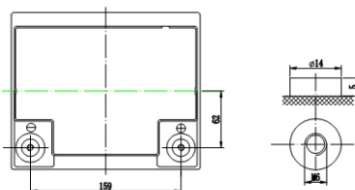
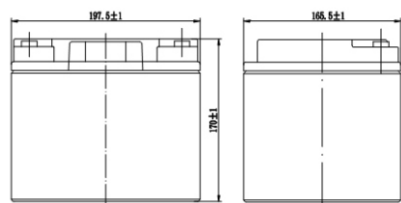
Component	Positive plate	Negative plate	Container	Cover	Safety valve	Terminal	Separator	Electrolyte
Raw material	Lead dioxide	Lead	ABS	ABS	Rubber	Copper	Fiberglass	Sulfuric acid

General Features

- Absorbent Glass Mat (AGM) technology for efficient gas recombination of up to 99% and freedom from electrolyte maintenance or water adding.
- Not restricted for air transport-complies with IATA/ICAO Special Provision A67.
- UL-recognized component.
- Can be mounted in any orientation.
- Computer designed lead, calcium tin alloy grid for high power density.
- Long service life, float or cyclic applications.
- Maintenance-free operation.
- Low self discharge.

Dimensions and Weight

Length(mm / inch)	197.5 / 7.78
Width(mm / inch)	165.5 / 6.52
Height(mm / inch)	170 / 6.69
Total Height(mm / inch)	170 / 6.69
Approx. Weight(Kg / lbs)	14.7 / 32.4



by Schneider Electric

Performance Characteristics

Nominal Voltage	12V
Number of cell	6
Design Life	10 years
Nominal Capacity 77°F(25°C)	
10 hour rate (4.0A, 10.8V)	40Ah
5 hour rate (6.80A, 10.8V)	34Ah
1 hour rate (24.9A, 10.5V)	24.9Ah
Internal Resistance	
Fully Charged battery 77°F(25°C)	≤ 9.5mOhms
Self-Discharge	
3% of capacity declined per month at 25 °C (average)	
Operating Temperature Range	
Discharge	-20~60°C
Charge	-10~55°C
Storage	-10~50°C
Max. Discharge Current 77°F(25°C)	400A(5s)
Short Circuit Current	900A
Charge Methods: Constant Voltage Charge 77°F(25 °C)	
Cycle use	2.40-2.45VPC
Maximum charging current	12A
Temperature compensation	-30mV/°C
Standby use	2.20-2.27VPC
Temperature compensation	-20mV/°C

Discharge Constant Current (Amperes at 77°F25 °C)

End Point Volts/Cell	5min	10min	15min	30min	1h	3h	5h	10h	20h
1.60V	131	93.0	73.3	42.0	25.9	10.7	7.36	4.28	2.22
1.65V	124	88.4	68.9	40.7	25.6	10.4	7.24	4.22	2.20
1.70V	119	83.7	66.7	39.0	25.2	10.2	7.11	4.21	2.18
1.75V	110	79.1	64.9	38.0	24.9	9.95	7.00	4.07	2.15
1.80V	101	71.9	58.7	36.3	23.8	9.72	6.80	4.00	2.11

Discharge Constant Power (Watts at 77 ° F25 °C)

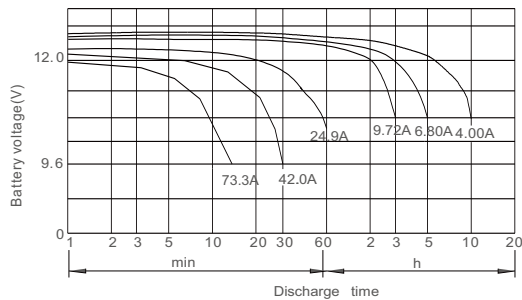
End Point Volts/Cell	5min	10min	15min	30min	45min	1h	2h	3h	5h
1.60V	251	177	141	92.9	70.0	55.6	31.2	23.0	15.0
1.65V	233	163	128	82.9	63.8	51.2	29.1	21.7	14.1
1.70V	215	155	124	80.3	60.5	50.3	28.3	20.9	13.9
1.75V	198	148	120	77.7	59.3	49.5	27.8	20.6	13.7
1.80V	186	140	116	75.0	58.0	48.6	27.3	20.2	13.6

(Note)The above characteristics data are average values obtained within three charge/discharge cycles not the minimum values.

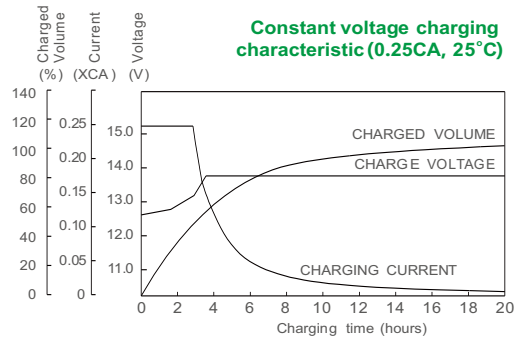
BATT1240MGE M2AL 12-40

12V 40Ah(10hr)

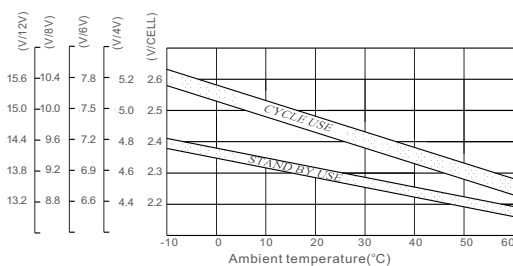
Discharge characteristic (25°C)



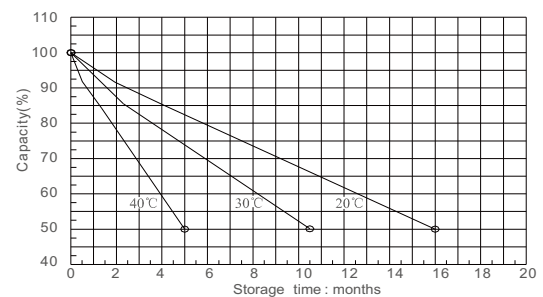
Constant voltage charging characteristic (0.25CA, 25°C)



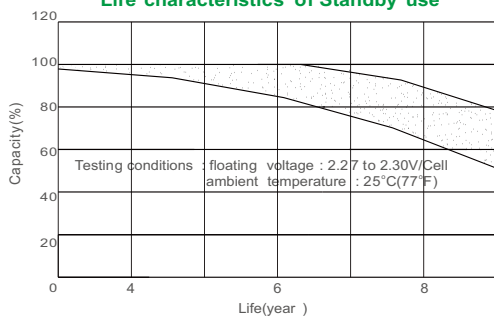
Relationship between charging voltage and temperature



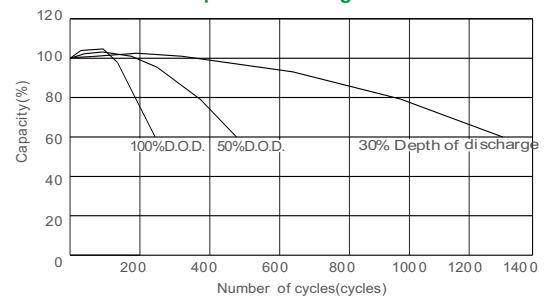
Self-discharge characteristic



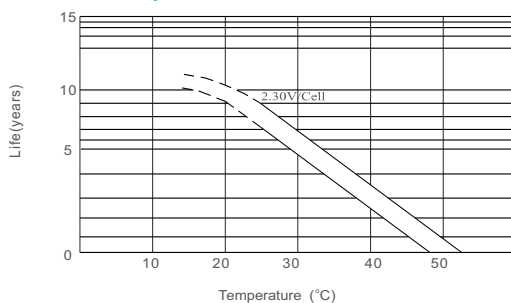
Life characteristics of Standby use



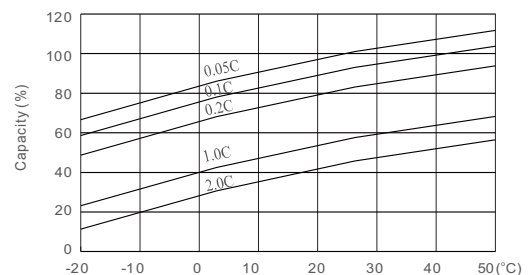
Cycle service life in relation to depth of discharge



Temperature effects on float life



Temperature effects on capacity



by Schneider Electric

Schneider Electric Building, 6 EastWangjing Rd, Chaoyang District, Beijing 100102, P.R.

BATT1245MGE M2AL 12-45

12V 45Ah(10hr)

The rechargeable batteries are lead-lead dioxide systems. The dilute sulfuric acid electrolyte is absorbed by separators and plates and thus immobilized. Should the battery be accidentally overcharged producing hydrogen and oxygen, special one-way valves allow the gases to escape thus avoiding excessive pressure build-up. Otherwise, the battery is completely sealed and is, therefore, maintenance-free, leak proof and usable in any position.



Battery Construction

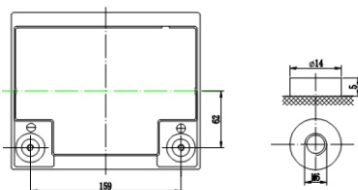
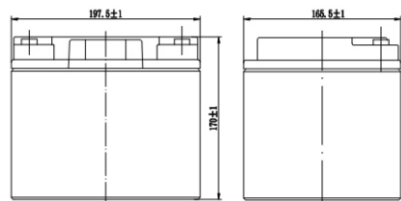
Component	Positive plate	Negative plate	Container	Cover	Safety valve	Terminal	Separator	Electrolyte
Raw material	Lead dioxide	Lead	ABS	ABS	Rubber	Copper	Fiberglass	Sulfuric acid

General Features

- Absorbent Glass Mat (AGM) technology for efficient gas recombination of up to 99% and freedom from electrolyte maintenance or water adding.
- Not restricted for air transport-complies with IATA/ICAO Special Provision A67.
- UL-recognized component.
- Can be mounted in any orientation.
- Computer designed lead, calcium tin alloy grid for high power density.
- Long service life, float or cyclic applications.
- Maintenance-free operation.
- Low self discharge.

Dimensions and Weight

Length(mm / inch)	197.5 / 7.78
Width(mm / inch)	165.5 / 6.52
Height(mm / inch)	170 / 6.69
Total Height(mm / inch)	170 / 6.69
Approx. Weight(Kg / lbs)	14.6 / 32.2



by Schneider Electric

Performance Characteristics

Nominal Voltage	12V
Number of cell	6
Design Life	10 years
Nominal Capacity 77°F(25°C)	
10 hour rate (4.5A, 10.8V)	45Ah
5 hour rate (7.30A, 10.8V)	36.5Ah
1 hour rate (26.9A, 10.5V)	26.9Ah
Internal Resistance	
Fully Charged battery 77°F(25°C)	≤ 8mOhms
Self-Discharge	
3% of capacity declined per month at 25 °C (average)	
Operating Temperature Range	
Discharge	-20~60°C
Charge	-10~55°C
Storage	-10~50°C
Max. Discharge Current 77°F(25°C)	450A(5s)
Short Circuit Current	1050A
Charge Methods: Constant Voltage Charge 77° F(25 °C)	
Cycle use	2.40-2.45VPC
Maximum charging current	13.5A
Temperature compensation	-30mV/°C
Standby use	2.20-2.27VPC
Temperature compensation	-20mV/°C

Discharge Constant Current (Amperes at 77°F25 °C)

End Point Volts/Cell	5min	10min	15min	30min	1h	3h	5h	10h	20h
1.60V	149	100	77.8	45.7	28.0	11.8	7.80	4.58	2.41
1.65V	136	95.0	74.3	45.5	27.6	11.6	7.66	4.54	2.39
1.70V	134	90.0	73.0	43.9	27.2	11.3	7.52	4.53	2.39
1.75V	118	85.0	69.0	39.9	26.9	11.1	7.38	4.51	2.38
1.80V	114	80.0	66.0	39.0	26.5	10.9	7.30	4.50	2.37

Discharge Constant Power (Watts at 77 ° F25 °C)

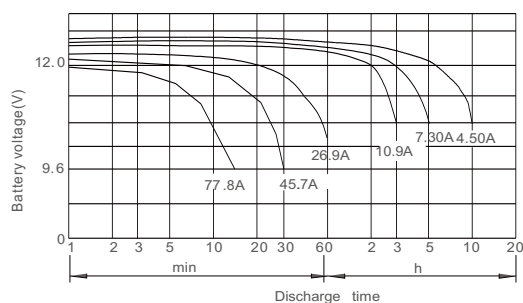
End Point Volts/Cell	5min	10min	15min	30min	45min	1h	2h	3h	5h
1.60V	263	187	147	98.6	74.6	59.2	33.2	24.5	15.8
1.65V	246	174	140	86.9	67.6	54.8	30.8	22.8	14.8
1.70V	232	166	135	83.8	65.3	54.0	30.4	22.5	14.7
1.75V	212	156	127	81.8	64.1	53.1	30.0	22.3	14.5
1.80V	203	153	126	80.0	63.0	52.3	29.6	22.0	14.2

(Note)The above characteristics data are average values obtained within three charge/discharge cycles not the minimum values.

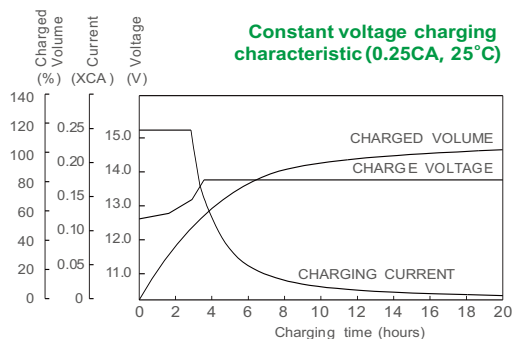
BATT1245MGE M2AL 12-45

12V 45Ah(10hr)

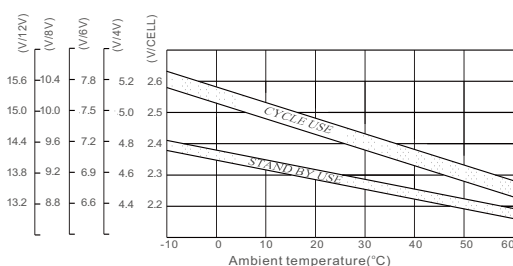
Discharge characteristic (25°C)



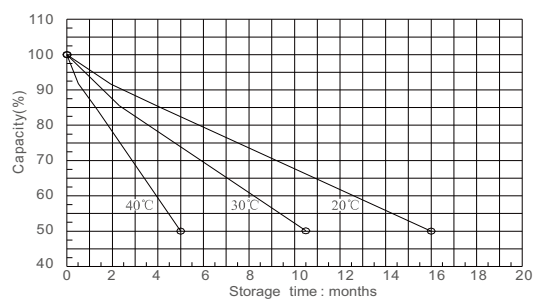
Constant voltage charging characteristic (0.25CA, 25°C)



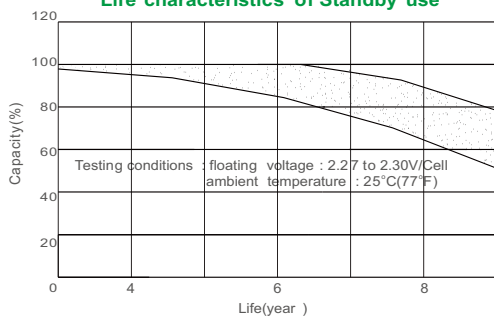
Relationship between charging voltage and temperature



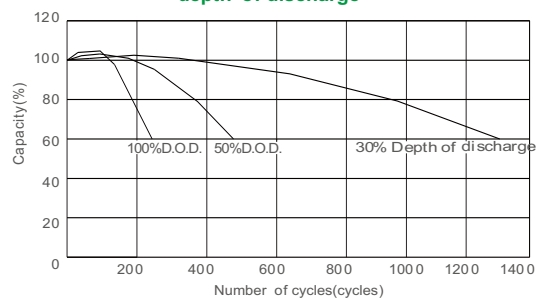
Self-discharge characteristic



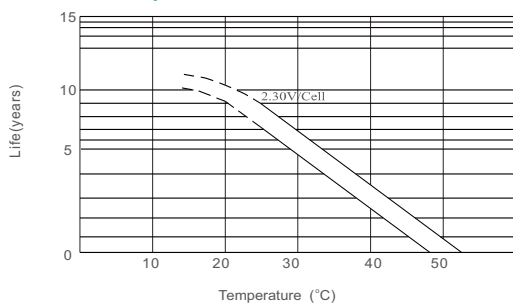
Life characteristics of Standby use



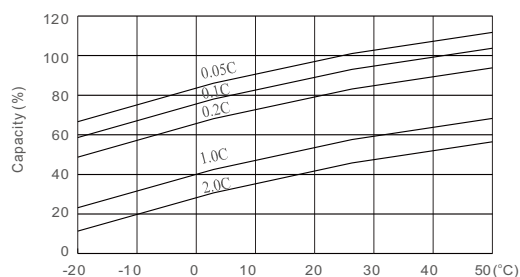
Cycle service life in relation to depth of discharge



Temperature effects on float life



Temperature effects on capacity



by Schneider Electric

Schneider Electric Building, 6 EastWangjing Rd, Chaoyang District, Beijing 100102, P.R.

BATT1255MGE

M2AL 12-55

12V 55Ah(10hr)

The rechargeable batteries are lead-lead dioxide systems. The dilute sulfuric acid electrolyte is absorbed by separators and plates and thus immobilized. Should the battery be accidentally overcharged producing hydrogen and oxygen, special one-way valves allow the gases to escape thus avoiding excessive pressure build-up. Otherwise, the battery is completely sealed and is, therefore, maintenance-free, leak proof and usable in any position.



Battery Construction

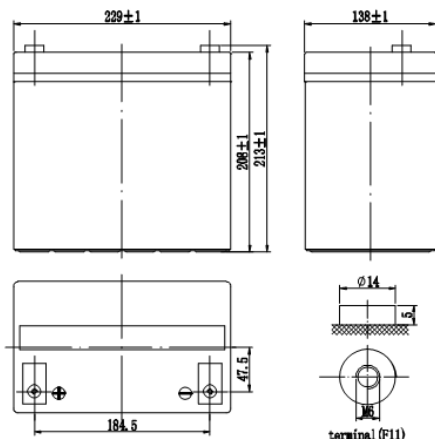
Component	Positive plate	Negative plate	Container	Cover	Safety valve	Terminal	Separator	Electrolyte
Raw material	Lead dioxide	Lead	ABS	ABS	Rubber	Copper	Fiberglass	Sulfuric acid

General Features

- Absorbent Glass Mat (AGM) technology for efficient gas recombination of up to 99% and freedom from electrolyte maintenance or water adding.
- Not restricted for air transport-complies with IATA/ICAO Special Provision A67.
- UL-recognized component.
- Can be mounted in any orientation.
- Computer designed lead, calcium tin alloy grid for high power density.
- Long service life, float or cyclic applications.
- Maintenance-free operation.
- Low self discharge.

Dimensions and Weight

Length(mm / inch)	229 / 9.02
Width(mm / inch)	135 / 5.43
Height(mm / inch)	208 / 8.19
Total Height(mm / inch)	213 / 8.39
Approx. Weight(Kg / lbs)	18.5 / 40.8



by Schneider Electric

Performance Characteristics

Nominal Voltage	12V
Number of cell	6
Design Life	10 years
Nominal Capacity 77°F(25°C)	
10 hour rate (5.5A, 10.8V)	55Ah
5 hour rate (9.06A, 10.8V)	45.3Ah
1 hour rate (32.5A, 10.5V)	32.5Ah
Internal Resistance	
Fully Charged battery 77°F(25°C)	≤ 7.2mOhms
Self-Discharge	
3% of capacity declined per month at 25 °C (average)	
Operating Temperature Range	
Discharge	-20~60°C
Charge	-10~55°C
Storage	-10~50°C
Max. Discharge Current 77°F(25°C)	550A(5s)
Short Circuit Current	1400A
Charge Methods: Constant Voltage Charge 77° F(25 °C)	
Cycle use	2.40-2.45VPC
Maximum charging current	16.5A
Temperature compensation	-30mV/°C
Standby use	2.20-2.27VPC
Temperature compensation	-20mV/°C

Discharge Constant Current (Amperes at 77°F25 °C)

End Point Volts/Cell	5min	10min	15min	30min	1h	3h	5h	10h	20h
1.60V	175	129	99.4	59.2	35.1	14.6	9.82	5.65	2.76
1.65V	165	124	95.4	57.4	34.2	14.2	9.57	5.62	2.76
1.70V	155	115	90.6	55.6	33.3	13.9	9.40	5.58	2.76
1.75V	145	106	85.8	53.8	32.5	13.6	9.23	5.54	2.75
1.80V	134	99.8	79.5	51.9	31.7	13.3	9.06	5.50	2.75

Discharge Constant Power (Watts at 77 ° F25 °C)

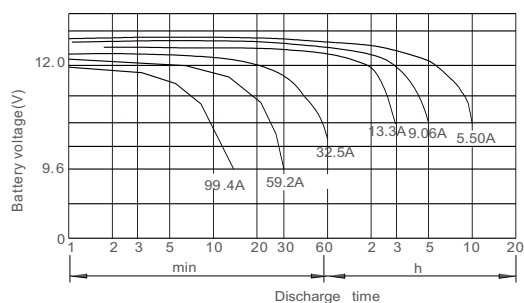
End Point Volts/Cell	5min	10min	15min	30min	45min	1h	2h	3h	5h
1.60V	318	229	182	111	85.3	68.9	39.1	29.1	18.8
1.65V	300	225	177	109	84.0	67.3	38.2	28.5	18.6
1.70V	281	213	169	107	82.3	65.8	37.4	27.9	18.2
1.75V	261	200	162	105	80.5	64.3	36.6	27.3	18.0
1.80V	248	186	154	104	78.4	64.0	36.0	26.7	17.9

(Note)The above characteristics data are average values obtained within three charge/discharge cycles not the minimum values.

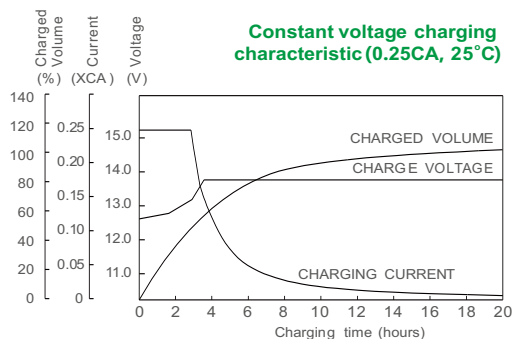
BATT1255MGE M2AL 12-55

12V 55Ah(10hr)

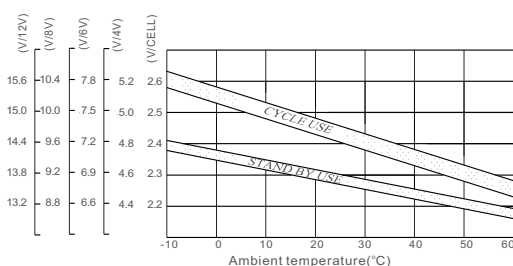
Discharge characteristic (25°C)



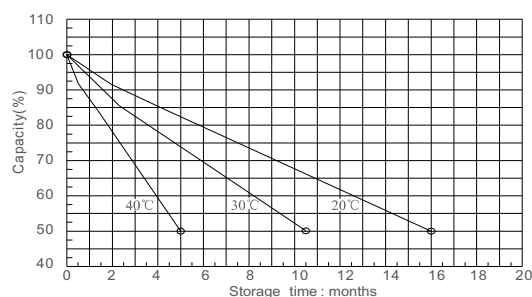
Constant voltage charging characteristic (0.25CA, 25°C)



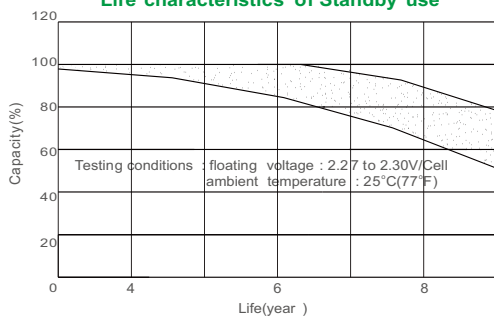
Relationship between charging voltage and temperature



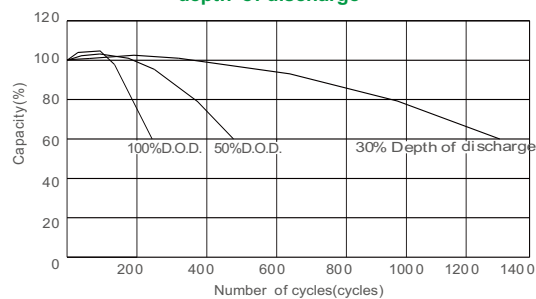
Self-discharge characteristic



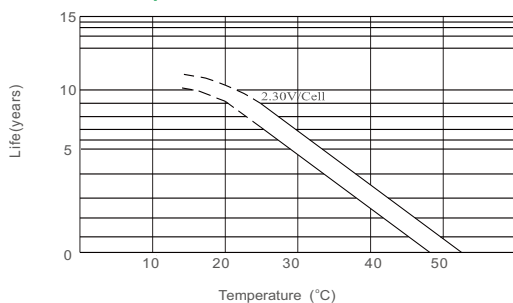
Life characteristics of Standby use



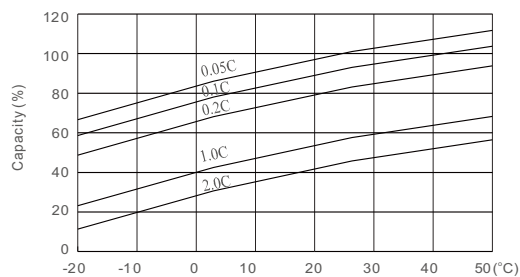
Cycle service life in relation to depth of discharge



Temperature effects on float life



Temperature effects on capacity



APCTM

by **Schneider Electric**

Schneider Electric Building, 6 EastWangjing Rd, Chaoyang District, Beijing 100102, P.R.

BATT1260MGE M2AL 12-60

12V 60Ah(10hr)

The rechargeable batteries are lead-lead dioxide systems. The dilute sulfuric acid electrolyte is absorbed by separators and plates and thus immobilized. Should the battery be accidentally overcharged producing hydrogen and oxygen, special one-way valves allow the gases to escape thus avoiding excessive pressure build-up. Otherwise, the battery is completely sealed and is, therefore, maintenance-free, leak proof and usable in any position.



Battery Construction

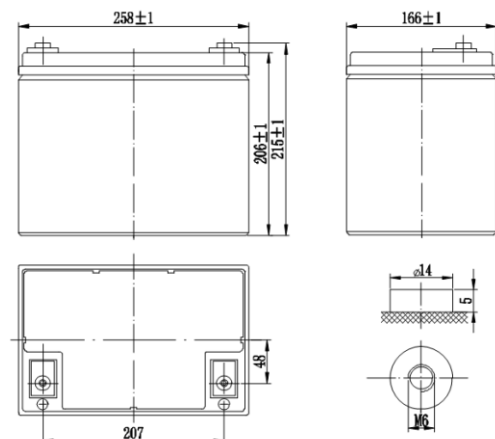
Component	Positive plate	Negative plate	Container	Cover	Safety valve	Terminal	Separator	Electrolyte
Raw material	Lead dioxide	Lead	ABS	ABS	Rubber	Copper	Fiberglass	Sulfuric acid

General Features

- Absorbent Glass Mat (AGM) technology for efficient gas recombination of up to 99% and freedom from electrolyte maintenance or water adding.
- Not restricted for air transport-complies with IATA/ICAO Special Provision A67.
- UL-recognized component.
- Can be mounted in any orientation.
- Computer designed lead, calcium tin alloy grid for high power density.
- Long service life, float or cyclic applications.
- Maintenance-free operation.
- Low self discharge.

Dimensions and Weight

Length(mm / inch)	258 / 10.2
Width(mm / inch)	166 / 6.54
Height(mm / inch)	206 / 8.11
Total Height(mm / inch)	215 / 8.46
Approx. Weight(Kg / lbs)	24.0 / 52.9



by **Schneider** Electric

Performance Characteristics

Nominal Voltage	12V
Number of cell	6
Design Life	10 years
Nominal Capacity 77°F(25°C)	
10 hour rate (6.0A, 10.8V)	60Ah
5 hour rate (10.5A, 10.8V)	52.5Ah
1 hour rate (38.9A, 10.5V)	38.9Ah
Internal Resistance	
Fully Charged battery 77°F(25°C)	≤ 7.0mOhms
Self-Discharge	
3% of capacity declined per month at 25 °C (average)	
Operating Temperature Range	
Discharge	-20~60°C
Charge	-10~55°C
Storage	-10~50°C
Max. Discharge Current 77°F(25°C)	600A(5s)
Short Circuit Current	1450A
Charge Methods: Constant Voltage Charge 77° F(25 °C)	
Cycle use	2.40-2.45VPC
Maximum charging current	18A
Temperature compensation	-30mV/°C
Standby use	2.20-2.27VPC
Temperature compensation	-20mV/°C

Discharge Constant Current (Amperes at 77°F25 °C)

End Point Volts/Cell	5min	10min	15min	30min	1h	3h	5h	10h	20h
1.60V	202	149	115	67.0	41.0	16.7	11.4	6.60	3.60
1.65V	188	143	110	65.0	39.4	16.3	11.1	6.45	3.54
1.70V	180	133	105	63.0	39.2	16.3	10.9	6.18	3.42
1.75V	167	123	99.4	60.9	38.9	16.0	10.7	6.15	3.20
1.80V	155	112	92.0	58.7	36.6	15.2	10.5	6.00	3.16

Discharge Constant Power (Watts at 77 ° F25 °C)

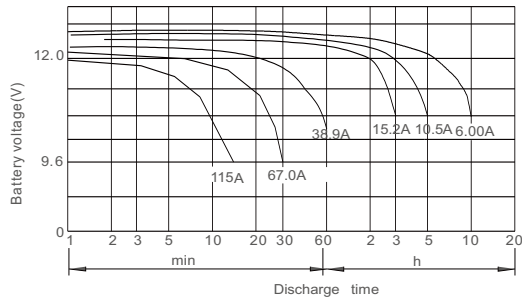
End Point Volts/Cell	5min	10min	15min	30min	45min	1h	2h	3h	5h
1.60V	350	259	200	122	94.1	77.6	44.5	33.0	22.2
1.65V	337	248	190	116	92.6	75.8	43.8	32.8	22.1
1.70V	317	234	187	114	90.7	74.1	42.6	32.1	21.7
1.75V	296	220	183	112	88.7	72.4	41.7	31.4	21.4
1.80V	277	205	174	109	87.9	71.0	40.8	30.7	20.8

(Note)The above characteristics data are average values obtained within three charge/discharge cycles not the minimum values.

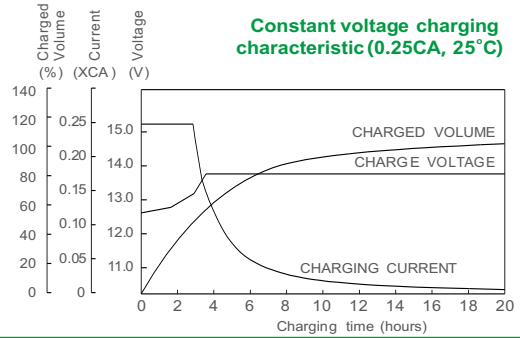
BATT1260MGE M2AL 12-60

12V 60Ah(10hr)

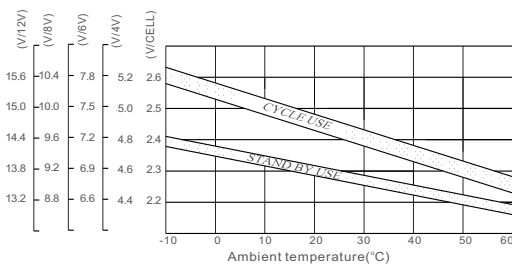
Discharge characteristic (25°C)



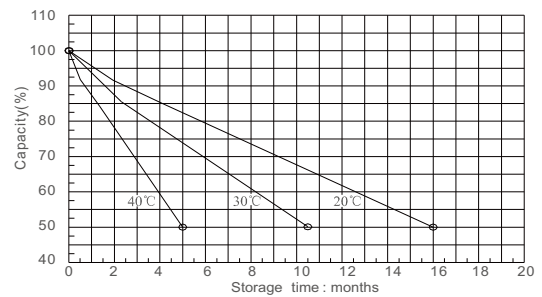
Constant voltage charging characteristic (0.25CA, 25°C)



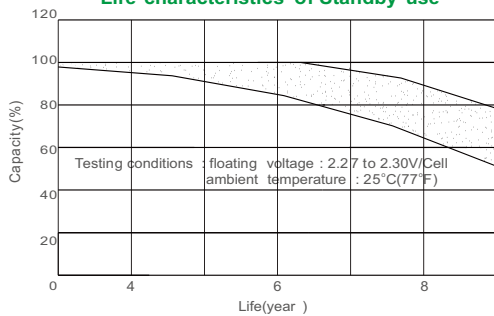
Relationship between charging voltage and temperature



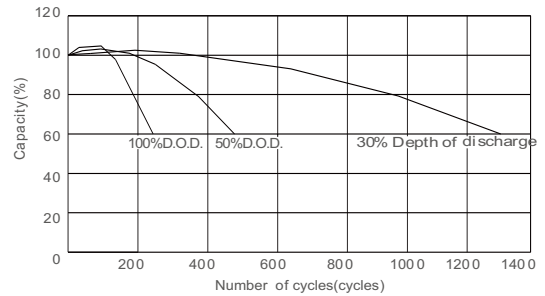
Self-discharge characteristic



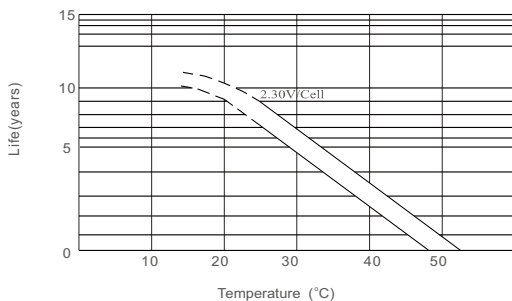
Life characteristics of Standby use



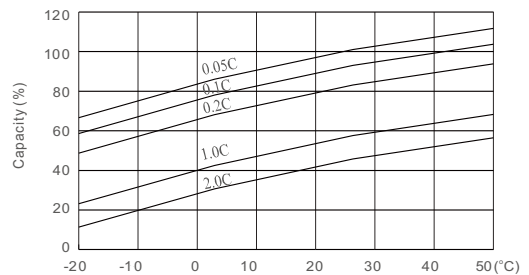
Cycle service life in relation to depth of discharge



Temperature effects on float life



Temperature effects on capacity



by Schneider Electric

Schneider Electric Building, 6 EastWangjing Rd, Chaoyang District, Beijing 100102, P.R.

BATT1265MGE M2AL 12-65

12V 65Ah(10hr)

The rechargeable batteries are lead-lead dioxide systems. The dilute sulfuric acid electrolyte is absorbed by separators and plates and thus immobilized. Should the battery be accidentally overcharged producing hydrogen and oxygen, special one-way valves allow the gases to escape thus avoiding excessive pressure build-up. Otherwise, the battery is completely sealed and is, therefore, maintenance-free, leak proof and usable in any position.



Battery Construction

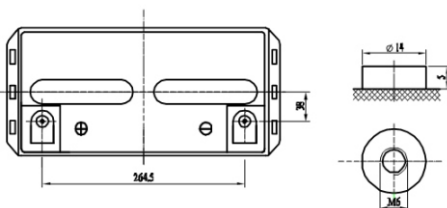
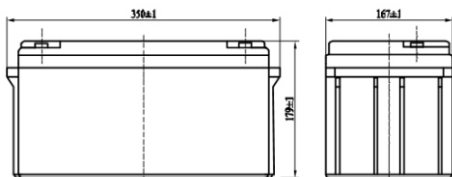
Component	Positive plate	Negative plate	Container	Cover	Safety valve	Terminal	Separator	Electrolyte
Raw material	Lead dioxide	Lead	ABS	ABS	Rubber	Copper	Fiberglass	Sulfuric acid

General Features

- Absorbent Glass Mat (AGM) technology for efficient gas recombination of up to 99% and freedom from electrolyte maintenance or water adding.
- Not restricted for air transport-complies with IATA/ICAO Special Provision A67.
- UL-recognized component.
- Can be mounted in any orientation.
- Computer designed lead, calcium tin alloy grid for high power density.
- Long service life, float or cyclic applications.
- Maintenance-free operation.
- Low self discharge.

Dimensions and Weight

Length(mm / inch)	350/13.8
Width(mm / inch)	167/6.57
Height(mm / inch)	179/7.05
Total Height(mm / inch)	179/7.05
Approx. Weight(Kg / lbs)	23.4/51.6



by Schneider Electric

Performance Characteristics

Nominal Voltage	12V
Number of cell	6
Design Life	10 years
Nominal Capacity 77°F(25°C)	
10 hour rate (6.5A, 10.8V)	65Ah
5 hour rate (11.1A, 10.8V)	55.5Ah
1 hour rate (40.9A, 10.5V)	40.9Ah
Internal Resistance	
Fully Charged battery 77°F(25°C)	≤ 6.8mOhms
Self-Discharge	
3% of capacity declined per month at 25 °C (average)	
Operating Temperature Range	
Discharge	-20~60°C
Charge	-10~55°C
Storage	-10~50°C
Max. Discharge Current 77°F(25°C)	650A(5s)
Short Circuit Current	1700A
Charge Methods: Constant Voltage Charge 77° F(25 °C)	
Cycle use	2.40-2.45VPC
Maximum charging current	19.5A
Temperature compensation	-30mV/°C
Standby use	2.20-2.27VPC
Temperature compensation	-20mV/°C

Discharge Constant Current (Amperes at 77°F25 °C)

End Point Volts/Cell	5min	10min	15min	30min	1h	3h	5h	10h	20h
1.60V	215	160	125	70.5	44.2	17.7	12.1	7.01	3.74
1.65V	203	151	116	68.0	41.9	17.1	11.7	6.90	3.66
1.70V	191	143	114	66.3	41.5	16.9	11.5	6.76	3.60
1.75V	178	132	108	66.2	40.9	16.7	11.3	6.61	3.50
1.80V	165	120	100	61.8	38.3	16.3	11.1	6.50	3.39

Discharge Constant Power (Watts at 77 ° F25 °C)

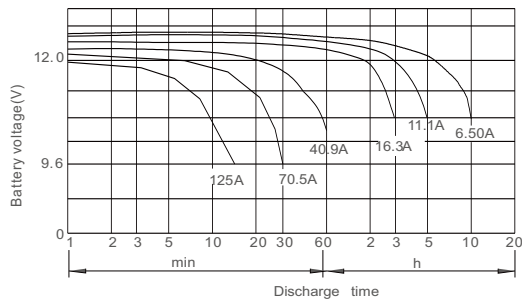
End Point Volts/Cell	5min	10min	15min	30min	45min	1h	2h	3h	5h
1.60V	381	282	222	132	98.0	80.8	46.1	34.5	22.8
1.65V	359	267	206	127	96.5	79.0	45.1	33.8	22.6
1.70V	337	252	197	118	94.5	77.2	44.6	33.7	22.4
1.75V	315	237	193	116	92.4	75.4	43.2	32.4	22.0
1.80V	294	220	183	114	91.2	75.0	42.5	31.7	21.7

(Note)The above characteristics data are average values obtained within three charge/discharge cycles not the minimum values.

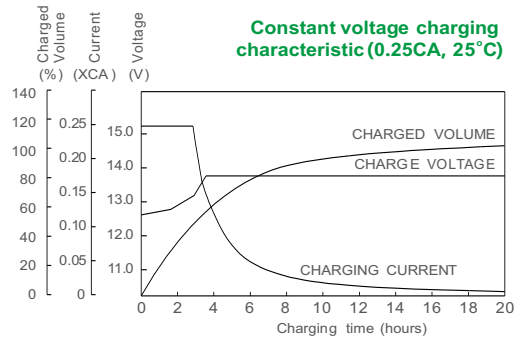
BATT1265MGE M2AL 12-65

12V 65Ah(10hr)

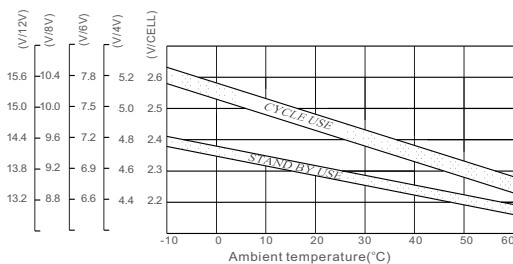
Discharge characteristic (25°C)



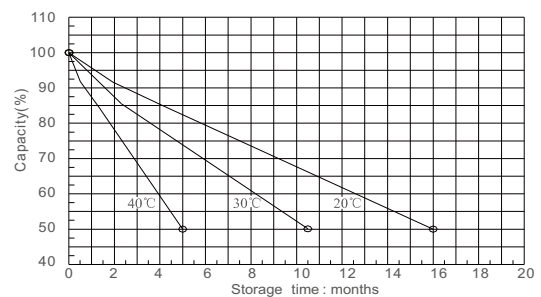
Constant voltage charging characteristic (0.25CA, 25°C)



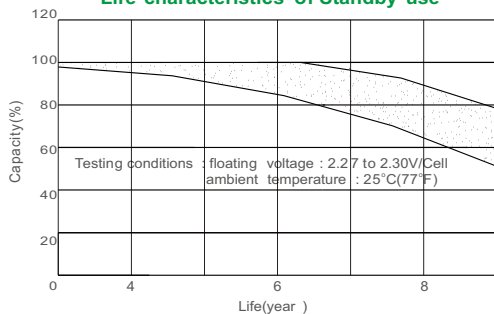
Relationship between charging voltage and temperature



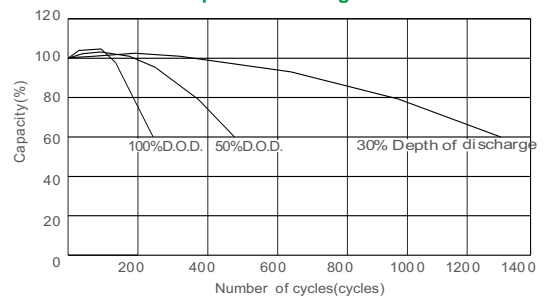
Self-discharge characteristic



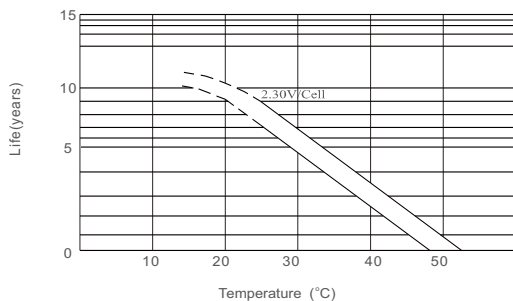
Life characteristics of Standby use



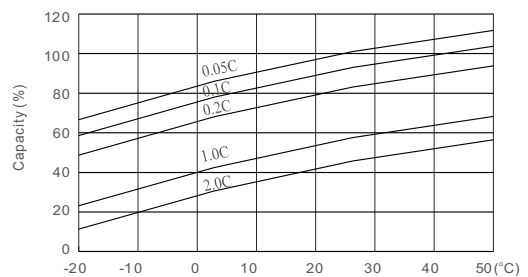
Cycle service life in relation to depth of discharge



Temperature effects on float life



Temperature effects on capacity



by Schneider Electric

Schneider Electric Building, 6 EastWangjing Rd, Chaoyang District, Beijing 100102, P.R.

BATT1275MGE M2AL 12-75

12V 75Ah(10hr)

The rechargeable batteries are lead-lead dioxide systems. The dilute sulfuric acid electrolyte is absorbed by separators and plates and thus immobilized. Should the battery be accidentally overcharged producing hydrogen and oxygen, special one-way valves allow the gases to escape thus avoiding excessive pressure build-up. Otherwise, the battery is completely sealed and is, therefore, maintenance-free, leak proof and usable in any position.



Battery Construction

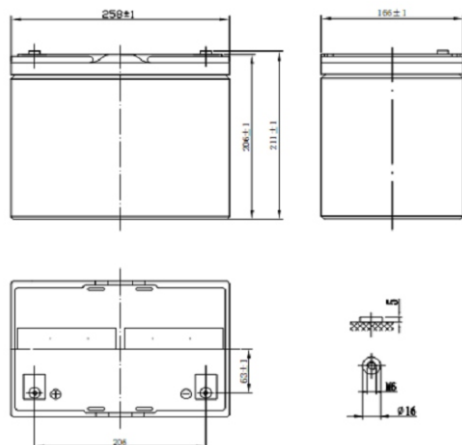
Component	Positive plate	Negative plate	Container	Cover	Safety valve	Terminal	Separator	Electrolyte
Raw material	Lead dioxide	Lead	ABS	ABS	Rubber	Copper	Fiberglass	Sulfuric acid

General Features

- Absorbent Glass Mat (AGM) technology for efficient gas recombination of up to 99% and freedom from electrolyte maintenance or water adding.
- Not restricted for air transport-complies with IATA/ICAO Special Provision A67.
- UL-recognized component.
- Can be mounted in any orientation.
- Computer designed lead, calcium tin alloy grid for high power density.
- Long service life, float or cyclic applications.
- Maintenance-free operation.
- Low self discharge.

Dimensions and Weight

Length(mm / inch)	258/10.2
Width(mm / inch)	166/6.54
Height(mm / inch)	206 / 8.11
Total Height(mm / inch)	211/8.31
Approx. Weight(Kg / lbs)	24.0/ 52.9



by **Schneider** Electric

Performance Characteristics

Nominal Voltage	12V
Number of cell	6
Design Life	10 years
Nominal Capacity 77°F(25°C)	
10 hour rate (7.5A, 10.8V)	75Ah
5 hour rate (13.4A, 10.8V)	67.0Ah
1 hour rate (46.2A, 10.5V)	46.2Ah
Internal Resistance	
Fully Charged battery 77°F(25°C)	≤ 6.6mOhms
Self-Discharge	
3% of capacity declined per month at 25 °C (average)	
Operating Temperature Range	
Discharge	-20~60°C
Charge	-10~55°C
Storage	-10~50°C
Max. Discharge Current 77°F(25°C)	700A(5s)
Short Circuit Current	1800A
Charge Methods: Constant Voltage Charge 77° F(25 °C)	
Cycle use	2.40-2.45VPC
Maximum charging current	22.5A
Temperature compensation	-30mV/°C
Standby use	2.20-2.27VPC
Temperature compensation	-20mV/°C

Discharge Constant Current (Amperes at 77°F25 °C)

End Point Volts/Cell	5min	10min	15min	30min	1h	3h	5h	10h	20h
1.60V	245	182	140	83.4	51.2	22.1	14.4	7.67	4.12
1.65V	226	172	134	79.9	48.5	21.7	14.2	7.65	4.10
1.70V	210	161	124	78.5	47.8	21.3	14.0	7.60	4.08
1.75V	199	154	119	75.1	46.2	20.9	13.6	7.55	4.05
1.80V	184	142	114	74.6	44.3	20.1	13.4	7.50	4.02

Discharge Constant Power (Watts at 77 ° F25 °C)

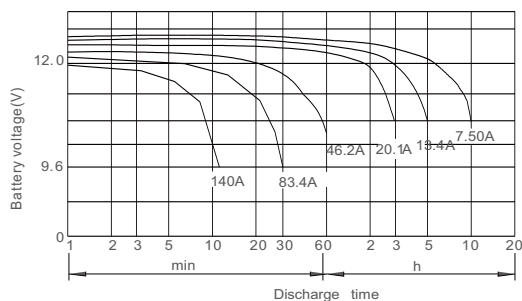
End Point Volts/Cell	5min	10min	15min	30min	45min	1h	2h	3h	5h
1.60V	421	320	251	161	122	97.6	41.0	27.3	18.4
1.65V	411	306	246	156	120	95.5	40.0	27.1	18.1
1.70V	383	296	242	148	113	91.6	39.7	26.5	17.6
1.75V	363	279	227	145	113	88.2	39.1	26.5	17.5
1.80V	348	266	216	144	108	85.9	38.8	26.3	17.1

(Note)The above characteristics data are average values obtained within three charge/discharge cycles not the minimum values.

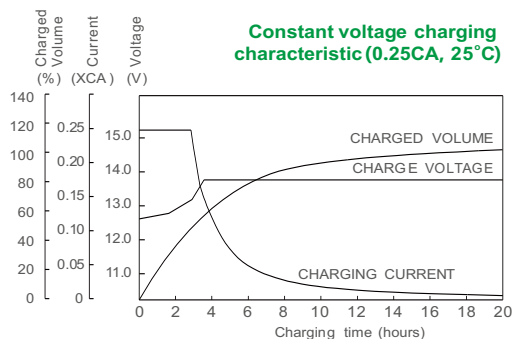
BATT1275MGE M2AL 12-75

12V 75Ah(10hr)

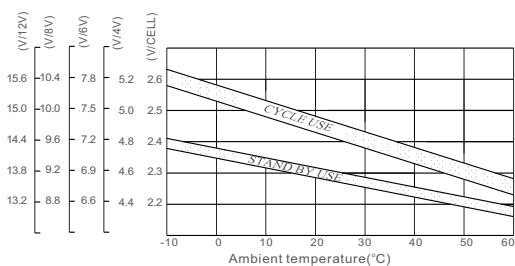
Discharge characteristic (25°C)



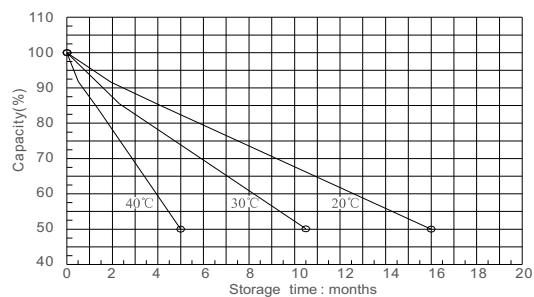
Constant voltage charging characteristic (0.25CA, 25°C)



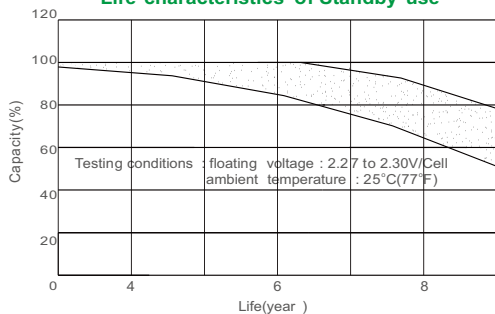
Relationship between charging voltage and temperature



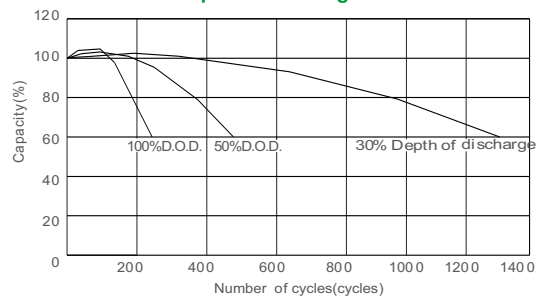
Self-discharge characteristic



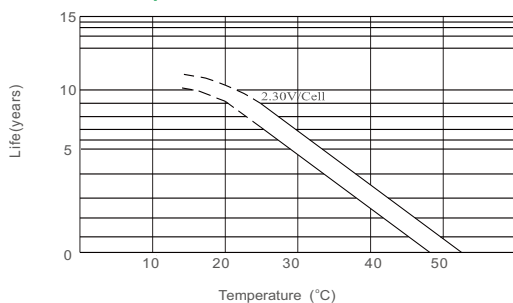
Life characteristics of Standby use



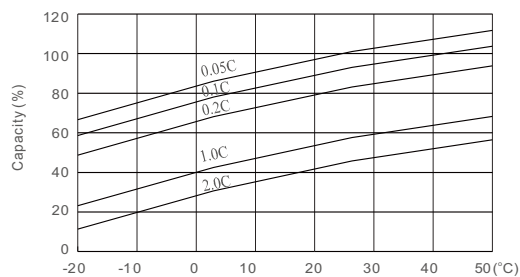
Cycle service life in relation to depth of discharge



Temperature effects on float life



Temperature effects on capacity



by Schneider Electric

Schneider Electric Building, 6 EastWangjing Rd, Chaoyang District, Beijing 100102, P.R.

BATT1280MGE M2AL 12-80

12V 80Ah(10hr)

The rechargeable batteries are lead-lead dioxide systems. The dilute sulfuric acid electrolyte is absorbed by separators and plates and thus immobilized. Should the battery be accidentally overcharged producing hydrogen and oxygen, special one-way valves allow the gases to escape thus avoiding excessive pressure build-up. Otherwise, the battery is completely sealed and is, therefore, maintenance-free, leak proof and usable in any position.



Battery Construction

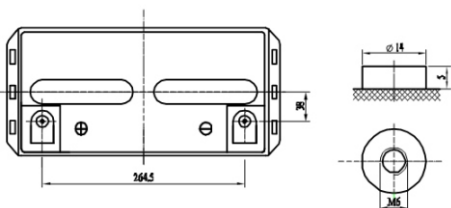
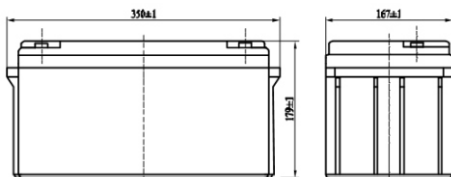
Component	Positive plate	Negative plate	Container	Cover	Safety valve	Terminal	Separator	Electrolyte
Raw material	Lead dioxide	Lead	ABS	ABS	Rubber	Copper	Fiberglass	Sulfuric acid

General Features

- Absorbent Glass Mat (AGM) technology for efficient gas recombination of up to 99% and freedom from electrolyte maintenance or water adding.
- Not restricted for air transport-complies with IATA/ICAO Special Provision A67.
- UL-recognized component.
- Can be mounted in any orientation.
- Computer designed lead, calcium tin alloy grid for high power density.
- Long service life, float or cyclic applications.
- Maintenance-free operation.
- Low self discharge.

Dimensions and Weight

Length(mm / inch)	350/13.8
Width(mm / inch)	167/6.57
Height(mm / inch)	179/7.05
Total Height(mm / inch)	179/7.05
Approx. Weight(Kg / lbs)	22.5/ 49.6



by Schneider Electric

Performance Characteristics

Nominal Voltage	12V
Number of cell	6
Design Life	10 years
Nominal Capacity 77°F(25°C)	
10 hour rate (8.0A, 10.8V)	80Ah
5 hour rate (14.1A, 10.8V)	70.5Ah
1 hour rate (49.9A, 10.5V)	49.9Ah
Internal Resistance	
Fully Charged battery 77°F(25°C)	≤ 6.5mOhms
Self-Discharge	
3% of capacity declined per month at 25 °C (average)	
Operating Temperature Range	
Discharge	-20~60°C
Charge	-10~55°C
Storage	-10~50°C
Max. Discharge Current 77°F(25°C)	750A(5s)
Short Circuit Current	1900A
Charge Methods: Constant Voltage Charge 77°F(25 °C)	
Cycle use	2.40-2.45VPC
Maximum charging current	24A
Temperature compensation	-30mV/°C
Standby use	2.20-2.27VPC
Temperature compensation	-20mV/°C

Discharge Constant Current (Amperes at 77°F25 °C)

End Point Volts/Cell	5min	10min	15min	30min	1h	3h	5h	10h	20h
1.60V	247	188	149	87.3	57.1	22.7	15.0	8.20	4.36
1.65V	233	178	137	83.0	54.5	22.5	14.7	8.15	4.33
1.70V	218	168	132	80.3	52.8	22.4	14.7	8.10	4.28
1.75V	204	159	126	77.6	49.9	21.8	14.4	8.15	4.26
1.80V	190	149	118	75.0	48.9	20.7	14.1	8.00	4.23

Discharge Constant Power (Watts at 77 ° F25 °C)

End Point Volts/Cell	5min	10min	15min	30min	45min	1h	2h	3h	5h
1.60V	433	423	258	165	124	98.6	56.5	42.5	27.9
1.65V	420	310	250	157	122	97.8	55.3	41.4	27.4
1.70V	390	299	246	151	117	93.8	53.7	40.4	27.0
1.75V	368	287	232	149	114	92.3	53.0	39.9	26.8
1.80V	349	275	218	146	111	88.5	51.4	39.0	26.4

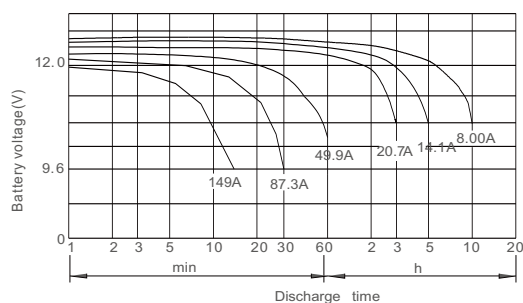
(Note)The above characteristics data are average values obtained within three charge/discharge cycles not the minimum values.

BATT1280MGE

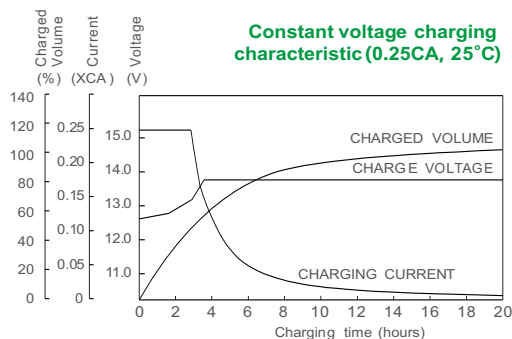
M2AL 12-80

12V 80Ah(10hr)

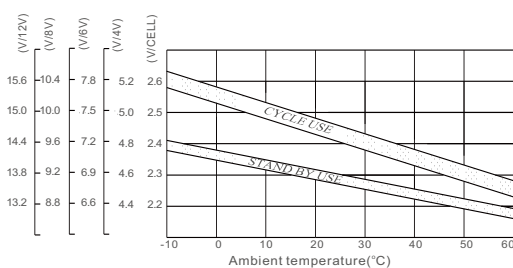
Discharge characteristic (25°C)



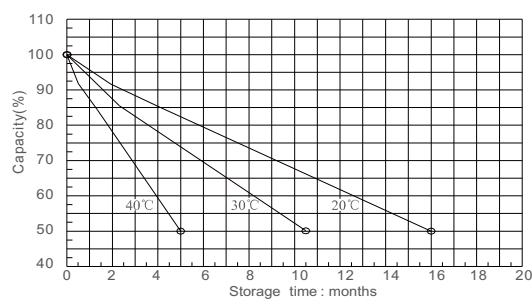
Constant voltage charging characteristic (0.25CA, 25°C)



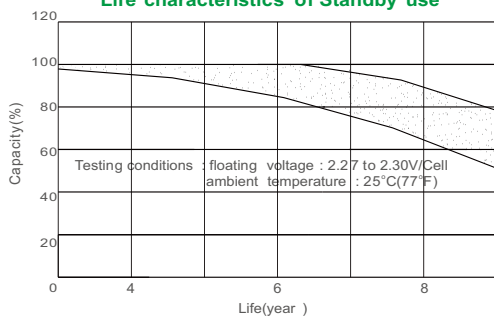
Relationship between charging voltage and temperature



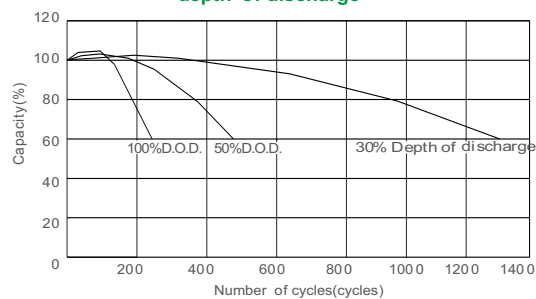
Self-discharge characteristic



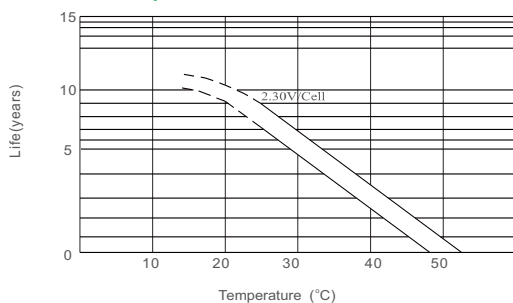
Life characteristics of Standby use



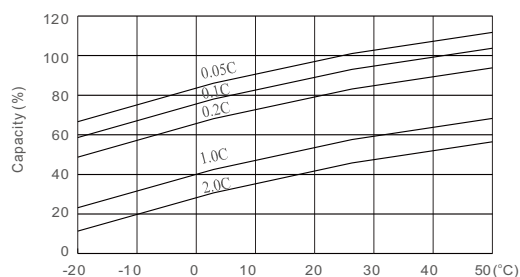
Cycle service life in relation to depth of discharge



Temperature effects on float life



Temperature effects on capacity



by Schneider Electric

Schneider Electric Building, 6 EastWangjing Rd, Chaoyang District, Beijing 100102, P.R.

BATT1290MGE M2AL 12-90

12V 90Ah(10hr)

The rechargeable batteries are lead-lead dioxide systems. The dilute sulfuric acid electrolyte is absorbed by separators and plates and thus immobilized. Should the battery be accidentally overcharged producing hydrogen and oxygen, special one-way valves allow the gases to escape thus avoiding excessive pressure build-up. Otherwise, the battery is completely sealed and is, therefore, maintenance-free, leak proof and usable in any position.



Battery Construction

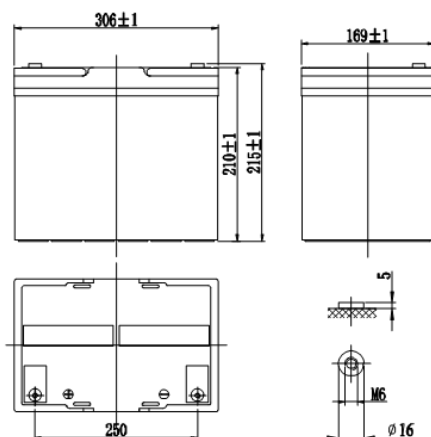
Component	Positive plate	Negative plate	Container	Cover	Safety valve	Terminal	Separator	Electrolyte
Raw material	Lead dioxide	Lead	ABS	ABS	Rubber	Copper	Fiberglass	Sulfuric acid

General Features

- Absorbent Glass Mat (AGM) technology for efficient gas recombination of up to 99% and freedom from electrolyte maintenance or water adding.
- Not restricted for air transport-complies with IATA/ICAO Special Provision A67.
- UL-recognized component.
- Can be mounted in any orientation.
- Computer designed lead, calcium tin alloy grid for high power density.
- Long service life, float or cyclic applications.
- Maintenance-free operation.
- Low self discharge.

Dimensions and Weight

Length(mm / inch)	306/12.0
Width(mm / inch)	169/6.65
Height(mm / inch)	210/8.27
Total Height(mm / inch)	215/8.46
Approx. Weight(Kg / lbs)	29.0/63.9



by **Schneider** Electric

Performance Characteristics

Nominal Voltage	12V
Number of cell	6
Design Life	10 years
Nominal Capacity 77°F(25°C)	
10 hour rate (9.0A, 10.8V)	90Ah
5 hour rate (15.7A, 10.8V)	78.5Ah
1 hour rate (54.6A, 10.5V)	54.6Ah
Internal Resistance	
Fully Charged battery 77°F(25°C)	≤ 5.9mOhms
Self-Discharge	
3% of capacity declined per month at 25 °C (average)	
Operating Temperature Range	
Discharge	-20~60°C
Charge	-10~55°C
Storage	-10~50°C
Max. Discharge Current 77°F(25°C)	800A(5s)
Short Circuit Current	2000A
Charge Methods: Constant Voltage Charge 77°F(25 °C)	
Cycle use	2.40-2.45VPC
Maximum charging current	27A
Temperature compensation	-30mV/°C
Standby use	2.20-2.27VPC
Temperature compensation	-20mV/°C

Discharge Constant Current (Amperes at 77°F25 °C)

End Point Volts/Cell		10min	15min	30min	1h	3h	5h	10h	20h
1.60V		218	173	100	62.0	27.0	17.2	9.30	4.99
1.65V		208	162	95.0	56.6	26.0	17.0	9.25	4.97
1.70V		186	153	90.0	56.0	25.0	16.7	9.18	4.92
1.75V		175	142	87.3	54.6	24.2	16.2	9.10	4.88
1.80V		163	132	84.2	52.4	23.1	15.7	9.00	4.83

Discharge Constant Power (Watts at 77 ° F25 °C)

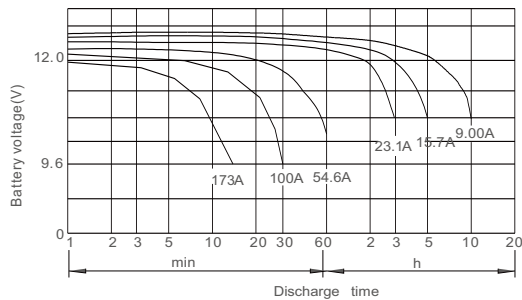
End Point Volts/Cell		10min	15min	30min	45min	1h	2h	3h	5h
1.60V		373	308	189	145	117	65.5	48.3	32.3
1.65V		364	303	180	139	112	64.1	48.2	31.9
1.70V		345	284	171	129	107	61.8	46.8	31.5
1.75V		343	281	167	128	103	59.8	45.4	30.7
1.80V		314	267	163	125	101	59.1	45.2	30.3

(Note)The above characteristics data are average values obtained within three charge/discharge cycles not the minimum values.

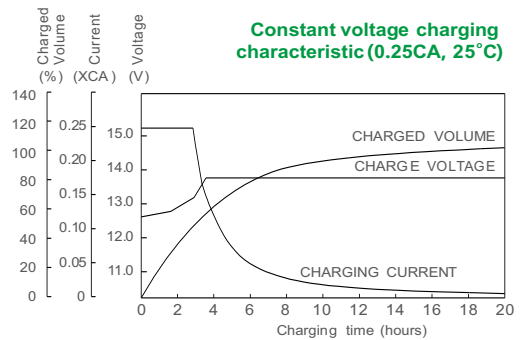
BATT1290MGE M2AL 12-90

12V 90Ah(10hr)

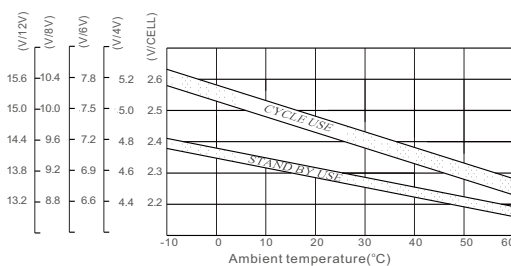
Discharge characteristic (25°C)



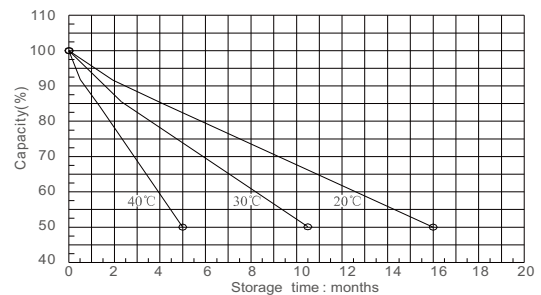
Constant voltage charging characteristic (0.25CA, 25°C)



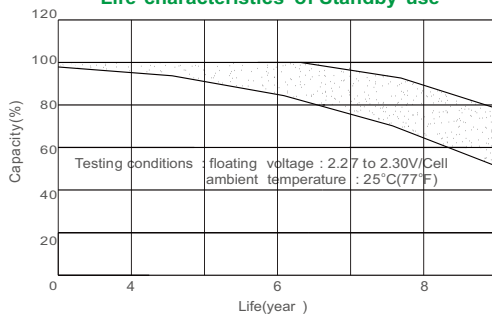
Relationship between charging voltage and temperature



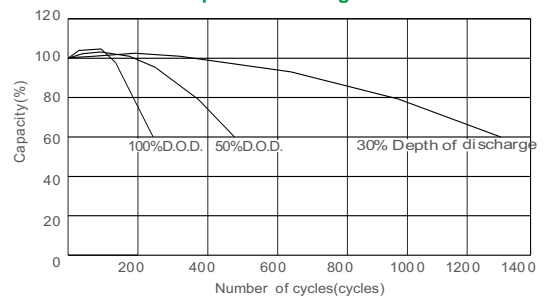
Self-discharge characteristic



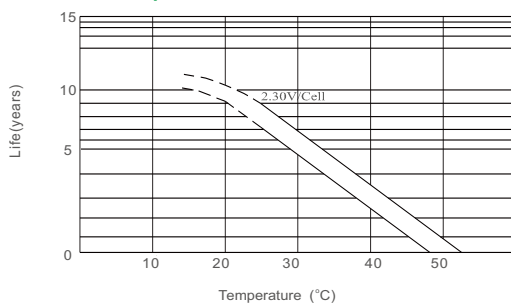
Life characteristics of Standby use



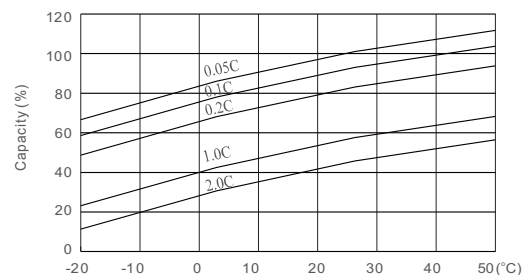
Cycle service life in relation to depth of discharge



Temperature effects on float life



Temperature effects on capacity



by Schneider Electric

Schneider Electric Building, 6 EastWangjing Rd, Chaoyang District, Beijing 100102, P.R.

BATT12100MGE

M2AL 12-100

12V 100Ah(10hr)

The rechargeable batteries are lead-lead dioxide systems. The dilute sulfuric acid electrolyte is absorbed by separators and plates and thus immobilized. Should the battery be accidentally overcharged producing hydrogen and oxygen, special one-way valves allow the gases to escape thus avoiding excessive pressure build-up. Otherwise, the battery is completely sealed and is, therefore, maintenance-free, leak proof and usable in any position.



Battery Construction

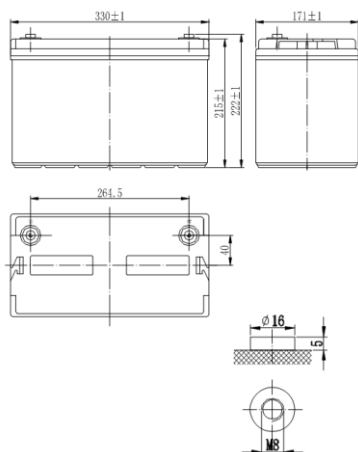
Component	Positive plate	Negative plate	Container	Cover	Safety valve	Terminal	Separator	Electrolyte
Raw material	Lead dioxide	Lead	ABS	ABS	Rubber	Copper	Fiberglass	Sulfuric acid

General Features

- Absorbent Glass Mat (AGM) technology for efficient gas recombination of up to 99% and freedom from electrolyte maintenance or water adding.
- Not restricted for air transport-complies with IATA/ICAO Special Provision A67.
- UL-recognized component.
- Can be mounted in any orientation.
- Computer designed lead, calcium tin alloy grid for high power density.
- Long service life, float or cyclic applications.
- Maintenance-free operation.
- Low self discharge.

Dimensions and Weight

Length(mm / inch)	330/12.99
Width(mm / inch)	171/6.73
Height(mm / inch)	215/8.46
Total Height(mm / inch)	222/8.74
Approx. Weight(Kg / lbs)	32/70.5



by Schneider Electric

Performance Characteristics

Nominal Voltage	12V
Number of cell	6
Design Life	10 years
Nominal Capacity 77°F(25°C)	
10 hour rate (10A, 10.8V)	100Ah
5 hour rate (17.2A, 10.8V)	86Ah
1 hour rate (61.6A, 10.5V)	61.6Ah
Internal Resistance	
Fully Charged battery 77°F(25°C)	≤ 5.7mOhms
Self-Discharge	
3% of capacity declined per month at 25 °C (average)	
Operating Temperature Range	
Discharge	-20~60°C
Charge	-10~55°C
Storage	-10~50°C
Max. Discharge Current 77°F(25°C)	900A(5s)
Short Circuit Current	2200A
Charge Methods: Constant Voltage Charge 77°F(25 °C)	
Cycle use	2.40-2.45VPC
Maximum charging current	30A
Temperature compensation	-30mV/°C
Standby use	2.20-2.27VPC
Temperature compensation	-20mV/°C

Discharge Constant Current (Amperes at 77°F25 °C)

End Point Volts/Cell		10min	15min	30min	1h	3h	5h	10h	20h
1.60V		233	192	107	64.8	26.5	18.6	10.4	5.46
1.65V		218	182	104	63.7	25.9	18.3	10.3	5.43
1.70V		202	173	100	62.7	25.4	18.0	10.2	5.40
1.75V		188	161	96.5	61.6	24.8	17.6	10.1	5.35
1.80V		173	150	94.5	60.7	24.1	17.2	10.0	5.30

Discharge Constant Power (Watts at 77 °F25 °C)

End Point Volts/Cell		10min	15min	30min	45min	1h	2h	3h	5h
1.60V		406	332	202	147	129	72.5	51.1	35.7
1.65V		386	327	196	143	127	71.2	50.6	35.5
1.70V		365	316	190	140	126	69.9	50.0	35.3
1.75V		346	305	184	137	122	68.6	49.4	35.1
1.80V		324	294	178	134	118	68.0	48.5	34.7

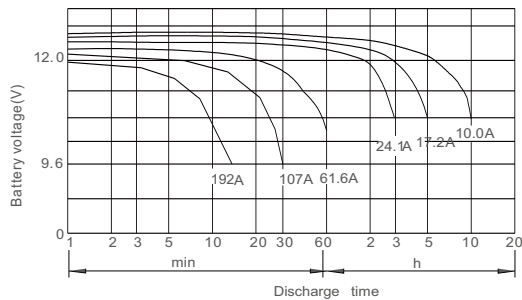
(Note)The above characteristics data are average values obtained within three charge/discharge cycles not the minimum values.

BATT12100MGE

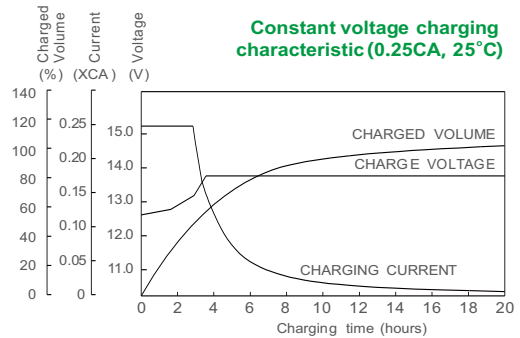
M2AL 12-100

12V 100Ah(10hr)

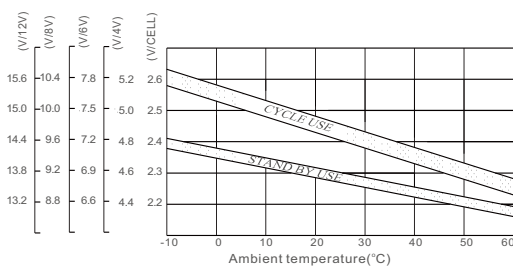
Discharge characteristic (25°C)



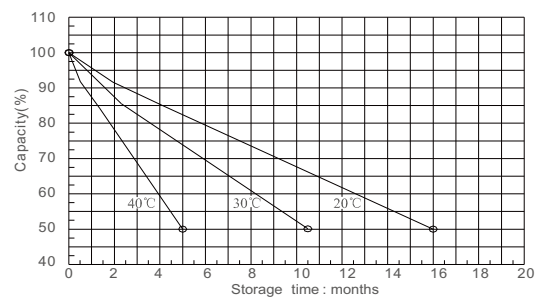
Constant voltage charging characteristic (0.25CA, 25°C)



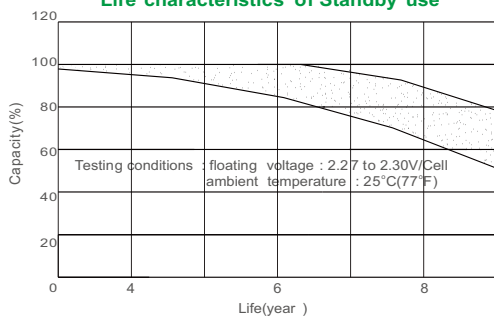
Relationship between charging voltage and temperature



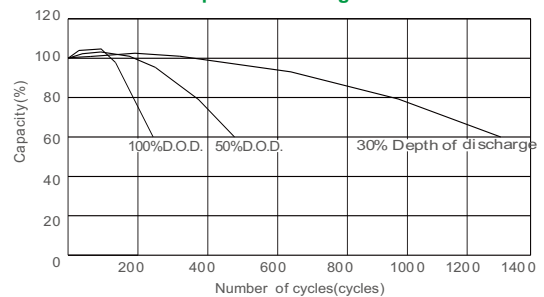
Self-discharge characteristic



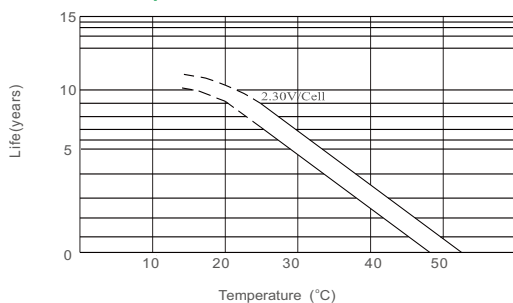
Life characteristics of Standby use



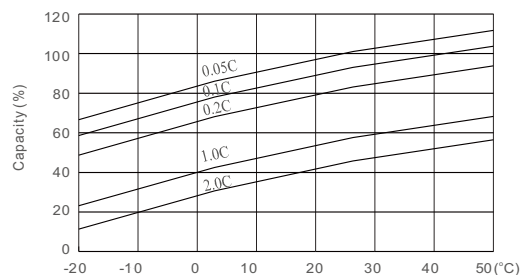
Cycle service life in relation to depth of discharge



Temperature effects on float life



Temperature effects on capacity



by Schneider Electric

Schneider Electric Building, 6 EastWangjing Rd, Chaoyang District, Beijing 100102, P.R.

BATT12120MGE

M2AL 12-120

12V 120Ah(10hr)

The rechargeable batteries are lead-lead dioxide systems. The dilute sulfuric acid electrolyte is absorbed by separators and plates and thus immobilized. Should the battery be accidentally overcharged producing hydrogen and oxygen, special one-way valves allow the gases to escape thus avoiding excessive pressure build-up. Otherwise, the battery is completely sealed and is, therefore, maintenance-free, leak proof and usable in any position.



Battery Construction

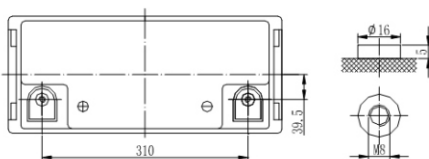
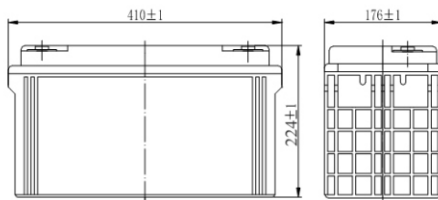
Component	Positive plate	Negative plate	Container	Cover	Safety valve	Terminal	Separator	Electrolyte
Raw material	Lead dioxide	Lead	ABS	ABS	Rubber	Copper	Fiberglass	Sulfuric acid

General Features

- Absorbent Glass Mat (AGM) technology for efficient gas recombination of up to 99% and freedom from electrolyte maintenance or water adding.
- Not restricted for air transport-complies with IATA/ICAO Special Provision A67.
- UL-recognized component.
- Can be mounted in any orientation.
- Computer designed lead, calcium tin alloy grid for high power density.
- Long service life, float or cyclic applications.
- Maintenance-free operation.
- Low self discharge.

Dimensions and Weight

Length(mm / inch)	410/16.14
Width(mm / inch)	176/6.93
Height(mm / inch)	224/8.82
Total Height(mm / inch)	224/8.82
Approx. Weight(Kg / lbs)	38/83.8



by Schneider Electric

Performance Characteristics

Nominal Voltage	12V
Number of cell	6
Design Life	10 years
Nominal Capacity 77°F(25°C)	
10 hour rate (12.0A, 10.8V)	120Ah
5 hour rate (20.3A, 10.8V)	101.5Ah
1 hour rate (75.1A, 10.5V)	75.1Ah
Internal Resistance	
Fully Charged battery 77°F(25°C)	≤ 5.3mOhms
Self-Discharge	
3% of capacity declined per month at 25 °C (average)	
Operating Temperature Range	
Discharge	-20~60°C
Charge	-10~55°C
Storage	-10~50°C
Max. Discharge Current 77°F(25°C)	950A(5s)
Short Circuit Current	2400A
Charge Methods: Constant Voltage Charge 77°F(25 °C)	
Cycle use	2.40-2.45VPC
Maximum charging current	36A
Temperature compensation	-30mV/°C
Standby use	2.20-2.27VPC
Temperature compensation	-20mV/°C

Discharge Constant Current (Amperes at 77°F25 °C)

End Point Volts/Cell		10min	15min	30min	1h	3h	5h	10h	20h
1.60V		281	228	129	79.6	32.1	21.8	12.6	6.58
1.65V		266	219	125	79.0	31.4	21.5	12.5	6.54
1.70V		251	210	121	77.4	30.8	21.1	12.4	6.50
1.75V		236	201	116	75.1	30.1	20.7	12.2	6.44
1.80V		221	192	114	72.7	29.3	20.3	12.0	6.36

Discharge Constant Power (Watts at 77 ° F25 °C)

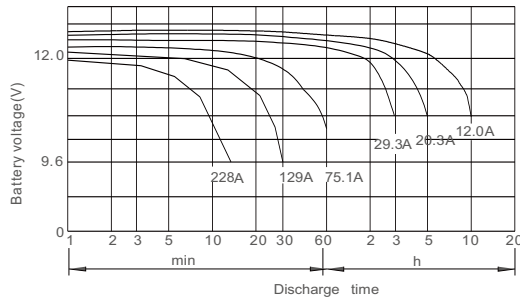
End Point Volts/Cell		10min	15min	30min	45min	1h	2h	3h	5h
1.60V		504	402	244	172	159	87.4	61.6	42.8
1.65V		479	389	236	168	156	85.8	60.9	42.6
1.70V		454	379	230	165	154	84.2	60.2	42.2
1.75V		430	363	222	161	150	82.7	59.5	42.0
1.80V		402	350	215	158	145	81.9	58.5	41.6

(Note)The above characteristics data are average values obtained within three charge/discharge cycles not the minimum values.

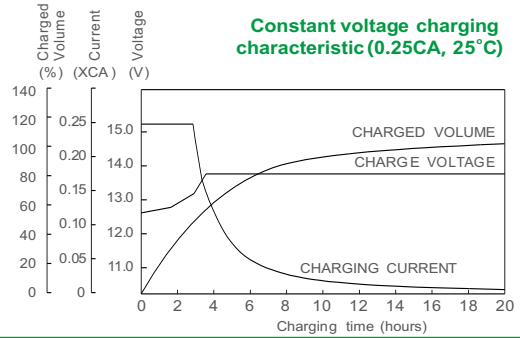
BATT12120MGE M2AL 12-120

12V 120Ah(10hr)

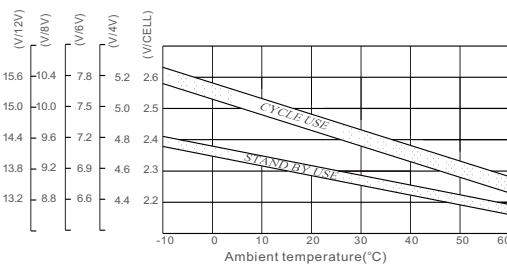
Discharge characteristic (25°C)



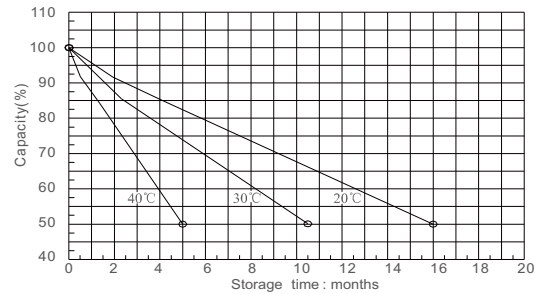
Constant voltage charging characteristic (0.25CA, 25°C)



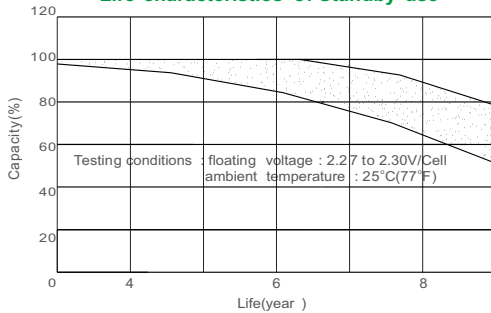
Relationship between charging voltage and temperature



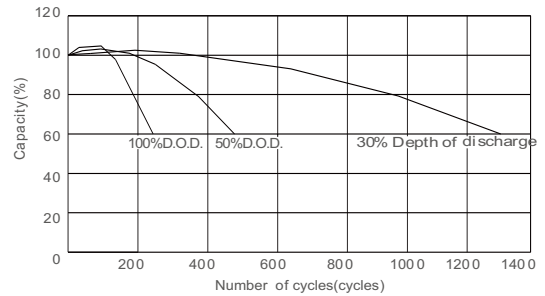
Self-discharge characteristic



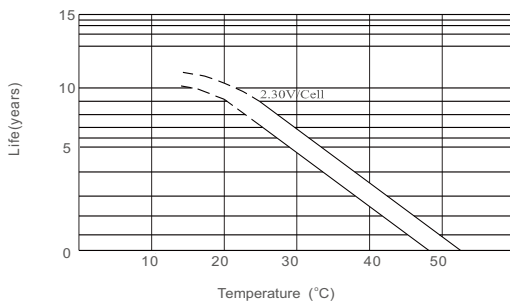
Life characteristics of Standby use



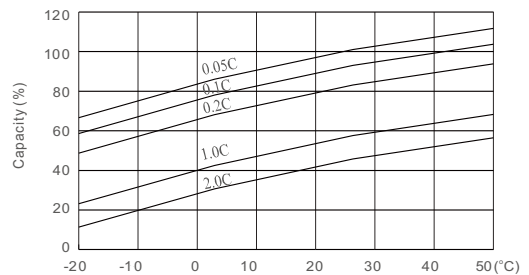
Cycle service life in relation to depth of discharge



Temperature effects on float life



Temperature effects on capacity



by Schneider Electric

Schneider Electric Building, 6 EastWangjing Rd, Chaoyang District, Beijing 100102, P.R.

BATT12134MGE

M2AL 12-134

12V 134Ah(10hr)

The rechargeable batteries are lead-lead dioxide systems. The dilute sulfuric acid electrolyte is absorbed by separators and plates and thus immobilized. Should the battery be accidentally overcharged producing hydrogen and oxygen, special one-way valves allow the gases to escape thus avoiding excessive pressure build-up. Otherwise, the battery is completely sealed and is, therefore, maintenance-free, leak proof and usable in any position.



Battery Construction

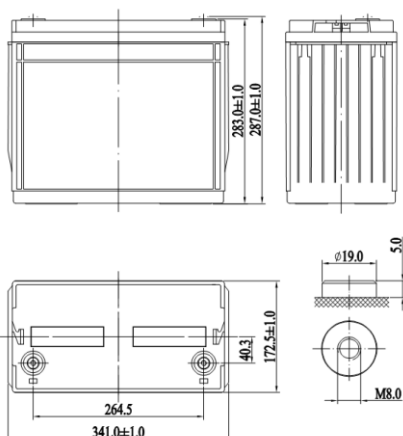
Component	Positive plate	Negative plate	Container	Cover	Safety valve	Terminal	Separator	Electrolyte
Raw material	Lead dioxide	Lead	ABS	ABS	Rubber	Copper	Fiberglass	Sulfuric acid

General Features

- Absorbent Glass Mat (AGM) technology for efficient gas recombination of up to 99% and freedom from electrolyte maintenance or water adding.
- Not restricted for air transport-complies with IATA/ICAO Special Provision A67.
- UL-recognized component.
- Can be mounted in any orientation.
- Computer designed lead, calcium tin alloy grid for high power density.
- Long service life, float or cyclic applications.
- Maintenance-free operation.
- Low self discharge.

Dimensions and Weight

Length(mm / inch)	341/13.4
Width(mm / inch)	173/6.81
Height(mm / inch)	283/11.1
Total Height(mm / inch)	287/11.3
Approx. Weight(Kg / lbs)	40.0/88.2



by Schneider Electric

Performance Characteristics

Nominal Voltage	12V
Number of cell	6
Design Life	10 years
Nominal Capacity 77°F(25°C)	
10 hour rate (13.4A, 10.8V)	134Ah
5 hour rate (23.0A, 10.8V)	115Ah
1 hour rate (80.2A, 10.5V)	80.2Ah
Internal Resistance	
Fully Charged battery 77°F(25°C)	≤ 5.0mOhms
Self-Discharge	
3% of capacity declined per month at 25 °C (average)	
Operating Temperature Range	
Discharge	-20~60°C
Charge	-10~55°C
Storage	-10~50°C
Max. Discharge Current 77°F(25°C)	950A(5s)
Short Circuit Current	2500A
Charge Methods: Constant Voltage Charge 77°F(25 °C)	
Cycle use	2.40-2.45VPC
Maximum charging current	40.2A
Temperature compensation	-30mV/°C
Standby use	2.20-2.27VPC
Temperature compensation	-20mV/°C

Discharge Constant Current (Amperes at 77°F25 °C)

End Point Volts/Cell		10min	15min	30min	1h	3h	5h	10h	20h
1.60V		314	248	147	86.5	38.2	25.6	13.6	4.99
1.65V		292	237	145	84.3	37.4	25.0	13.6	4.97
1.70V		280	231	142	82.1	36.8	24.3	13.5	4.92
1.75V		257	214	139	80.2	36.1	23.6	13.5	4.88
1.80V		235	197	134	78.0	35.2	23.0	13.4	4.83

Discharge Constant Power (Watts at 77 ° F25 ° C)

End Point Volts/Cell		10min	15min	30min	45min	1h	2h	3h	5h
1.60V		566	474	287	206	163	94.6	71.8	47.4
1.65V		529	433	261	200	158	92.2	70.3	47.0
1.70V		512	427	258	195	154	90.6	69.5	45.9
1.75V		483	414	254	192	152	89.5	68.6	44.8
1.80V		448	391	247	189	150	88.7	68.2	44.0

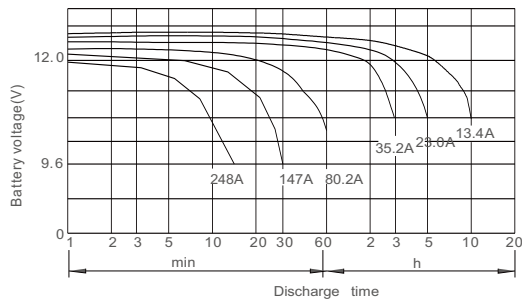
(Note)The above characteristics data are average values obtained within three charge/discharge cycles not the minimum values.

BATT12134MGE

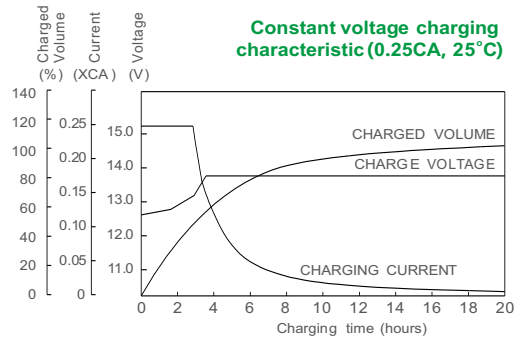
M2AL 12-134

12V 134Ah(10hr)

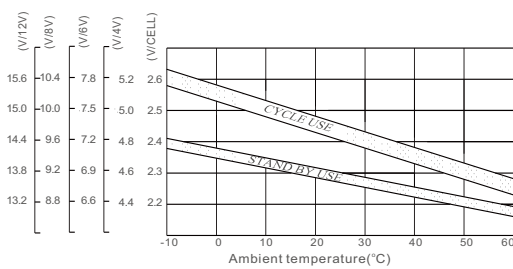
Discharge characteristic (25°C)



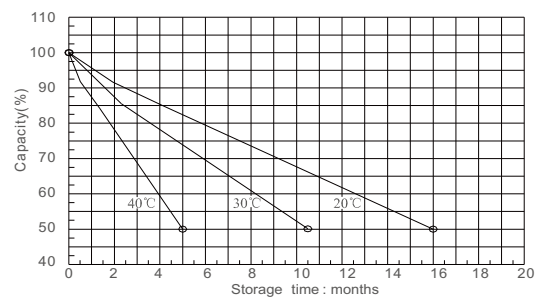
Constant voltage charging characteristic (0.25CA, 25°C)



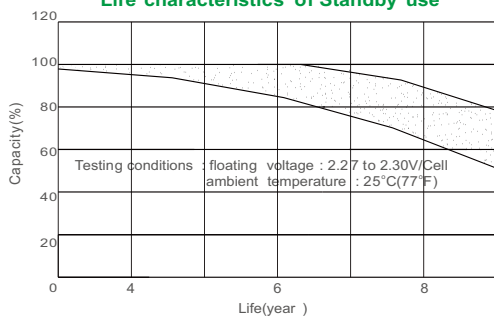
Relationship between charging voltage and temperature



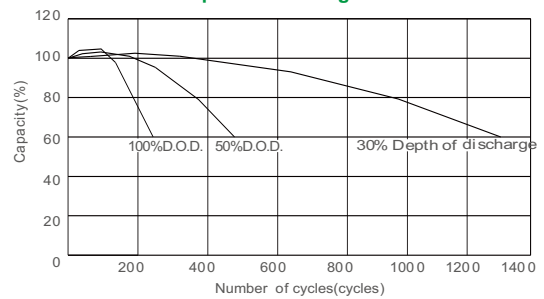
Self-discharge characteristic



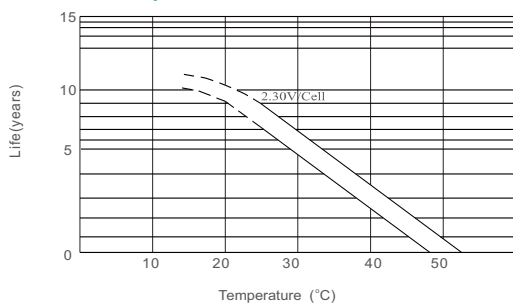
Life characteristics of Standby use



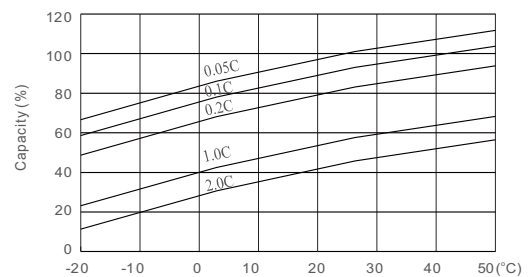
Cycle service life in relation to depth of discharge



Temperature effects on float life



Temperature effects on capacity



by Schneider Electric

Schneider Electric Building, 6 EastWangjing Rd, Chaoyang District, Beijing 100102, P.R.

BATT12150MGE

M2AL 12-150

12V 150Ah(10hr)

The rechargeable batteries are lead-lead dioxide systems. The dilute sulfuric acid electrolyte is absorbed by separators and plates and thus immobilized. Should the battery be accidentally overcharged producing hydrogen and oxygen, special one-way valves allow the gases to escape thus avoiding excessive pressure build-up. Otherwise, the battery is completely sealed and is, therefore, maintenance-free, leak proof and usable in any position.



Battery Construction

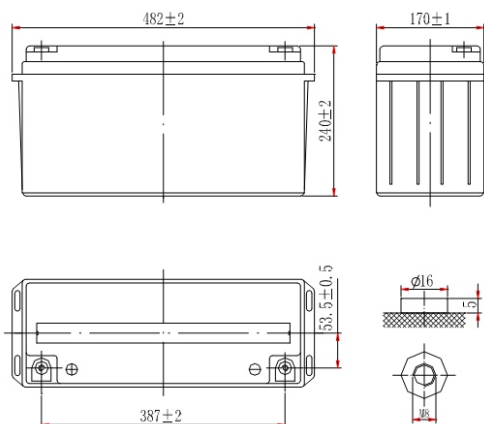
Component	Positive plate	Negative plate	Container	Cover	Safety valve	Terminal	Separator	Electrolyte
Raw material	Lead dioxide	Lead	ABS	ABS	Rubber	Copper	Fiberglass	Sulfuric acid

General Features

- Absorbent Glass Mat (AGM) technology for efficient gas recombination of up to 99% and freedom from electrolyte maintenance or water adding.
- Not restricted for air transport-complies with IATA/ICAO Special Provision A67.
- UL-recognized component.
- Can be mounted in any orientation.
- Computer designed lead, calcium tin alloy grid for high power density.
- Long service life, float or cyclic applications.
- Maintenance-free operation.
- Low self discharge.

Dimensions and Weight

Length(mm / inch)	482/19.0
Width(mm / inch)	170/6.69
Height(mm / inch)	240/9.45
Total Height(mm / inch)	240/9.45
Approx. Weight(Kg / lbs)	47/103.6



by Schneider Electric

Performance Characteristics

Nominal Voltage	12V
Number of cell	6
Design Life	10 years
Nominal Capacity 77°F(25°C)	
10 hour rate (15.0A, 10.8V)	150Ah
5 hour rate (26.0A, 10.8V)	130Ah
1 hour rate (95.0A, 10.5V)	95.0Ah
Internal Resistance	
Fully Charged battery 77°F(25°C)	≤ 4.5mOhms
Self-Discharge	
3% of capacity declined per month at 25 °C (average)	
Operating Temperature Range	
Discharge	-20~60°C
Charge	-10~55°C
Storage	-10~50°C
Max. Discharge Current 77°F(25°C)	1000A(5s)
Short Circuit Current	2800A
Charge Methods: Constant Voltage Charge 77°F(25 °C)	
Cycle use	2.40-2.45VPC
Maximum charging current	45A
Temperature compensation	-30mV/°C
Standby use	2.20-2.27VPC
Temperature compensation	-20mV/°C

Discharge Constant Current (Amperes at 77°F25 °C)

End Point Volts/Cell		10min	15min	30min	1h	3h	5h	10h	20h
1.60V		351	285	165	102	41.2	28.0	15.9	8.20
1.65V		330	270	160	100	40.3	27.6	15.7	8.14
1.70V		309	256	155	98	39.5	27.1	15.5	8.08
1.75V		289	242	149	95	38.6	26.5	15.3	8.00
1.80V		266	228	146	92	37.5	26.0	15.0	7.88

Discharge Constant Power (Watts at 77 ° F25 °C)

End Point Volts/Cell		10min	15min	30min	45min	1h	2h	3h	5h
1.60V		609	501	325	221	201	112	78.0	53.5
1.65V		579	483	315	216	198	110	77.1	53.2
1.70V		548	465	306	211	195	108	76.2	52.8
1.75V		519	446	296	206	190	106	75.3	52.5
1.80V		487	425	286	202	184	105	74.0	52.0

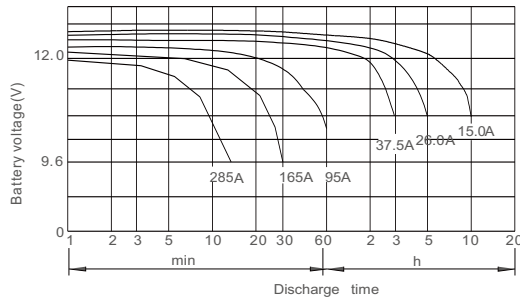
(Note)The above characteristics data are average values obtained within three charge/discharge cycles not the minimum values.

BATT12150MGE

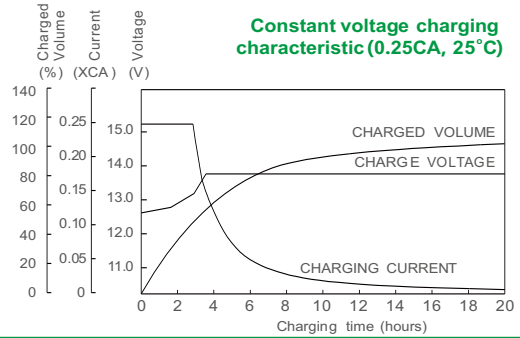
M2AL 12-150

12V 150Ah(10hr)

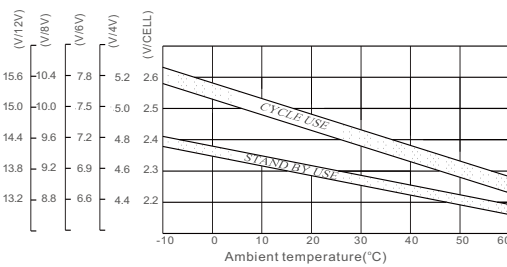
Discharge characteristic (25°C)



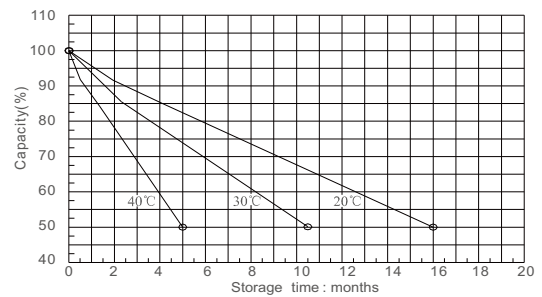
Constant voltage charging characteristic (0.25CA, 25°C)



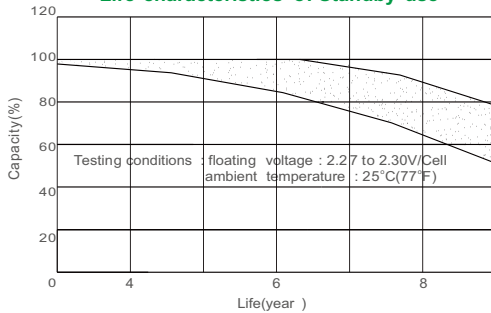
Relationship between charging voltage and temperature



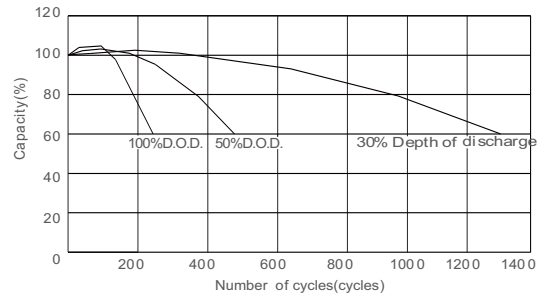
Self-discharge characteristic



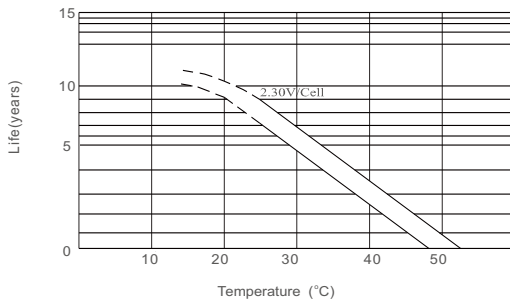
Life characteristics of Standby use



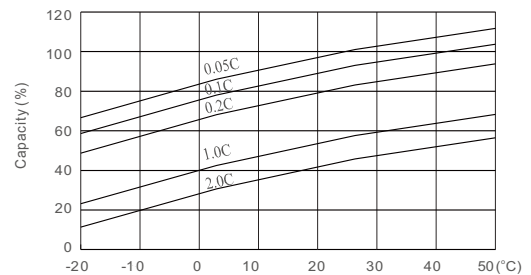
Cycle service life in relation to depth of discharge



Temperature effects on float life



Temperature effects on capacity



by Schneider Electric

Schneider Electric Building, 6 EastWangjing Rd, Chaoyang District, Beijing 100102, P.R.

BATT12160MGE M2AL 12-160

12V 175Ah(10hr)

The rechargeable batteries are lead-lead dioxide systems. The dilute sulfuric acid electrolyte is absorbed by separators and plates and thus immobilized. Should the battery be accidentally overcharged producing hydrogen and oxygen, special one-way valves allow the gases to escape thus avoiding excessive pressure build-up. Otherwise, the battery is completely sealed and is, therefore, maintenance-free, leak proof and usable in any position.



Battery Construction

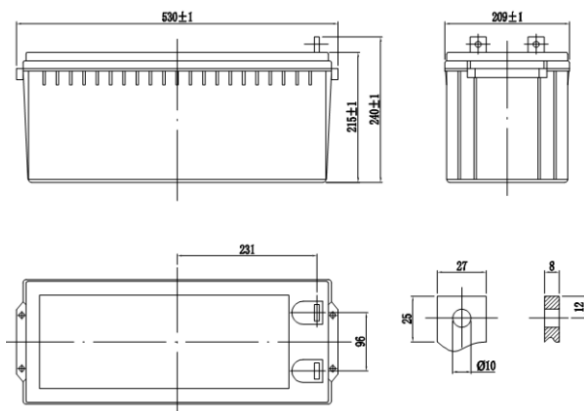
Component	Positive plate	Negative plate	Container	Cover	Safety valve	Terminal	Separator	Electrolyte
Raw material	Lead dioxide	Lead	ABS	ABS	Rubber	Copper	Fiberglass	Sulfuric acid

General Features

- Absorbent Glass Mat (AGM) technology for efficient gas recombination of up to 99% and freedom from electrolyte maintenance or water adding.
- Not restricted for air transport-complies with IATA/ICAO Special Provision A67.
- UL-recognized component.
- Can be mounted in any orientation.
- Computer designed lead, calcium tin alloy grid for high power density.
- Long service life, float or cyclic applications.
- Maintenance-free operation.
- Low self discharge.

Dimensions and Weight

Length(mm / inch)	530/20.9
Width(mm / inch)	209/8.23
Height(mm / inch)	215/8.46
Total Height(mm / inch)	240/9.45
Approx. Weight(Kg / lbs)	55.5/122.4



by Schneider Electric

Performance Characteristics

Nominal Voltage	12V
Number of cell	6
Design Life	10 years
Nominal Capacity 77°F(25°C)	
10 hour rate (17.5A, 10.8V)	175Ah
5 hour rate (31.0A, 10.8V)	155Ah
1 hour rate (105A, 10.5V)	105Ah
Internal Resistance	
Fully Charged battery 77°F(25°C)	≤ 4.3mOhms
Self-Discharge	
3% of capacity declined per month at 25 °C (average)	
Operating Temperature Range	
Discharge	-20~60°C
Charge	-10~55°C
Storage	-10~50°C
Max. Discharge Current 77°F(25°C)	950A(5s)
Short Circuit Current	2500A
Charge Methods: Constant Voltage Charge 77°F(25 °C)	
Cycle use	2.40-2.45VPC
Maximum charging current	52.5A
Temperature compensation	-30mV/°C
Standby use	2.20-2.27VPC
Temperature compensation	-20mV/°C

Discharge Constant Current (Amperes at 77°F25 °C)

End Point Volts/Cell			15min	30min	1h	3h	5h	10h	20h
1.60V			324	195	115	51.1	33.5	18.0	9.42
1.65V			309	187	112	49.9	32.7	17.9	9.37
1.70V			298	183	108	49.4	32.1	17.7	9.29
1.75V			280	178	105	48.4	31.5	17.6	9.24
1.80V			246	169	102	46.2	31.0	17.5	9.19

Discharge Constant Power (Watts at 77 ° F25 °C)

End Point Volts/Cell			15min	30min	45min	1h	2h	3h	5h
1.60V			584	368	269	211	125	96.8	64.2
1.65V			554	347	261	206	123	95.5	63.1
1.70V			528	341	254	201	121	94.2	62.2
1.75V			511	333	249	197	118	91.6	61.2
1.80V			490	327	246	195	116	89.4	60.2

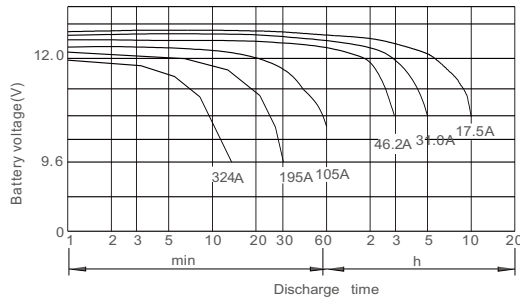
(Note)The above characteristics data are average values obtained within three charge/discharge cycles not the minimum values.

BATT12160MGE

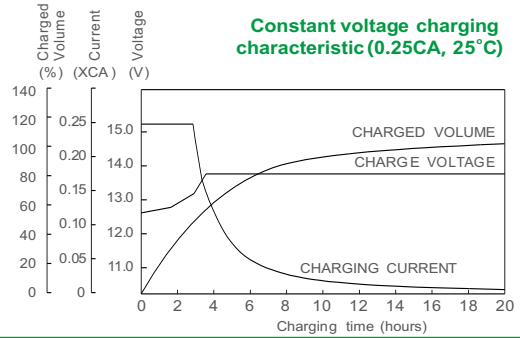
M2AL 12-160

12V175Ah(10hr)

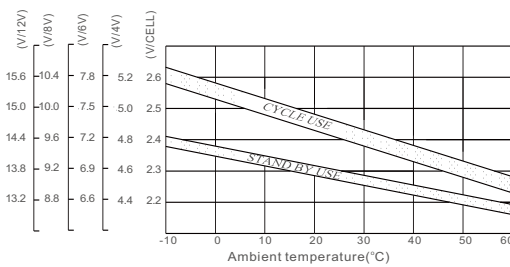
Discharge characteristic (25°C)



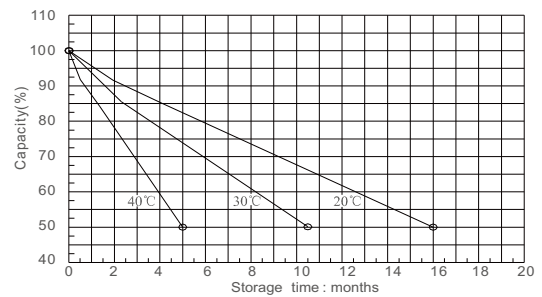
Constant voltage charging characteristic (0.25CA, 25°C)



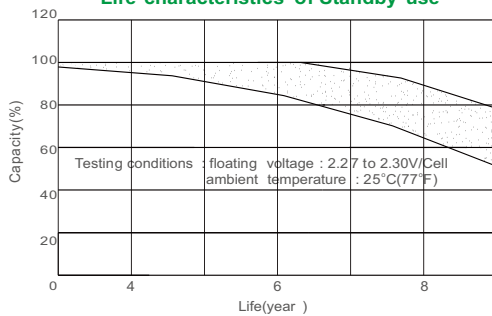
Relationship between charging voltage and temperature



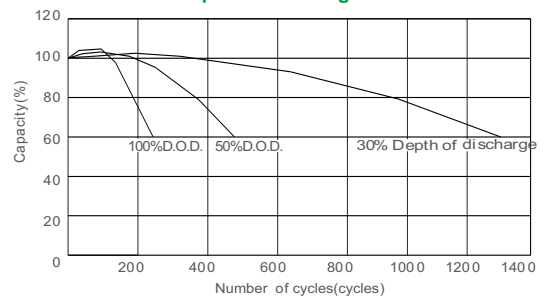
Self-discharge characteristic



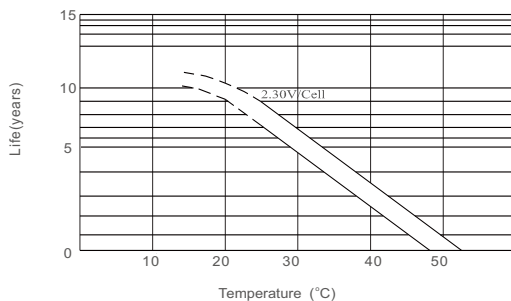
Life characteristics of Standby use



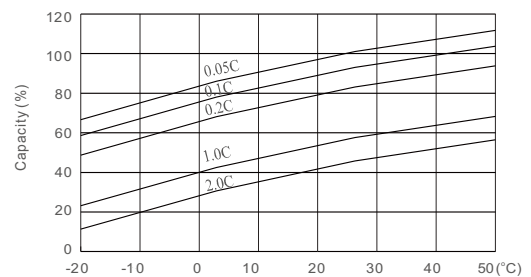
Cycle service life in relation to depth of discharge



Temperature effects on float life



Temperature effects on capacity



by Schneider Electric

Schneider Electric Building, 6 EastWangjing Rd, Chaoyang District, Beijing 100102, P.R.

BATT12200MGE

M2AL 12-200

12V 200Ah(10hr)

The rechargeable batteries are lead-lead dioxide systems. The dilute sulfuric acid electrolyte is absorbed by separators and plates and thus immobilized. Should the battery be accidentally overcharged producing hydrogen and oxygen, special one-way valves allow the gases to escape thus avoiding excessive pressure build-up. Otherwise, the battery is completely sealed and is, therefore, maintenance-free, leak proof and usable in any position.



Battery Construction

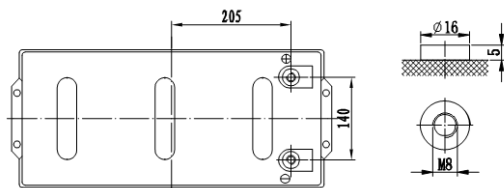
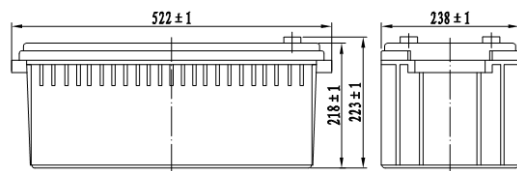
Component	Positive plate	Negative plate	Container	Cover	Safety valve	Terminal	Separator	Electrolyte
Raw material	Lead dioxide	Lead	ABS	ABS	Rubber	Copper	Fiberglass	Sulfuric acid

General Features

- Absorbent Glass Mat (AGM) technology for efficient gas recombination of up to 99% and freedom from electrolyte maintenance or water adding.
- Not restricted for air transport-complies with IATA/ICAO Special Provision A67.
- UL-recognized component.
- Can be mounted in any orientation.
- Computer designed lead, calcium tin alloy grid for high power density.
- Long service life, float or cyclic applications.
- Maintenance-free operation.
- Low self discharge.

Dimensions and Weight

Length(mm / inch)	522/20.55
Width(mm / inch)	238/9.37
Height(mm / inch)	218/8.58
Total Height(mm / inch)	223/8.78
Approx. Weight(Kg / lbs)	65/143.3



by Schneider Electric

Performance Characteristics

Nominal Voltage	12V
Number of cell	6
Design Life	10 years
Nominal Capacity 77°F(25°C)	
10 hour rate (20.0A, 10.8V)	200Ah
5 hour rate (35.9A, 10.8V)	179.5Ah
1 hour rate (129A, 10.5V)	129Ah
Internal Resistance	
Fully Charged battery 77°F(25°C)	≤ 4.0mOhms
Self-Discharge	
3% of capacity declined per month at 25 °C (average)	
Operating Temperature Range	
Discharge	-20~60°C
Charge	-10~55°C
Storage	-10~50°C
Max. Discharge Current 77°F(25°C)	1000A(5s)
Short Circuit Current	3500A
Charge Methods: Constant Voltage Charge 77°F(25 °C)	
Cycle use	2.40-2.45VPC
Maximum charging current	60A
Temperature compensation	-30mV/°C
Standby use	2.20-2.27VPC
Temperature compensation	-20mV/°C

Discharge Constant Current (Amperes at 77°F25 °C)

End Point Volts/Cell		10min	15min	30min	1h	3h	5h	10h	20h
1.60V		440	358	210	138	53.1	39.0	20.5	10.70
1.65V		414	337	203	135	52.0	38.2	20.4	10.65
1.70V		390	316	195	132	51.0	37.5	20.3	10.60
1.75V		364	295	188	129	49.8	36.7	20.2	10.55
1.80V		334	274	180	126	48.4	35.9	20.0	10.50

Discharge Constant Power (Watts at 77 ° F25 ° C)

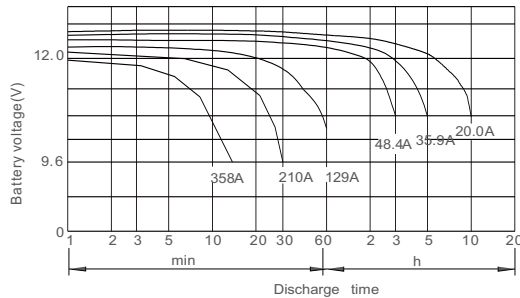
End Point Volts/Cell		10min	15min	30min	45min	1h	2h	3h	5h
1.60V		756	611	402	287	266	145	103	74.3
1.65V		719	591	387	282	261	142	102	73.7
1.70V		681	572	372	276	256	139	100	73.1
1.75V		641	553	357	270	250	136	98.8	72.6
1.80V		609	520	342	265	245	132	97.7	72.0

(Note)The above characteristics data are average values obtained within three charge/discharge cycles not the minimum values.

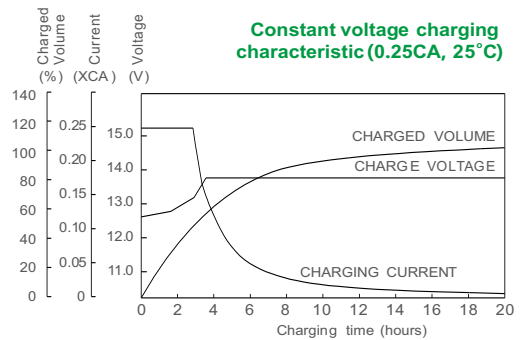
BATT12200MGE M2AL 12-200

12V 200Ah(10hr)

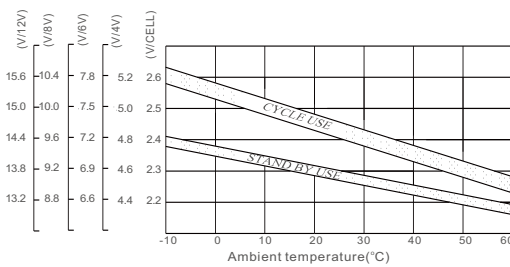
Discharge characteristic (25°C)



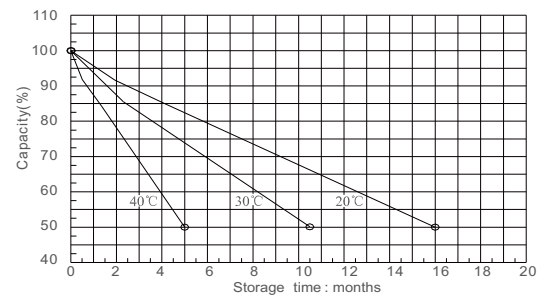
Constant voltage charging characteristic (0.25CA, 25°C)



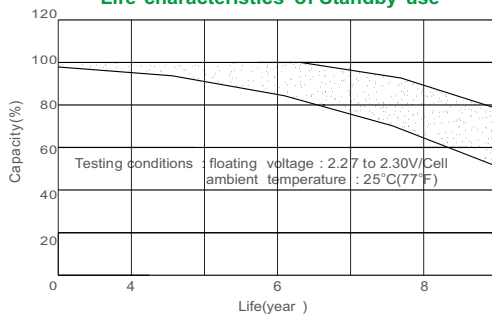
Relationship between charging voltage and temperature



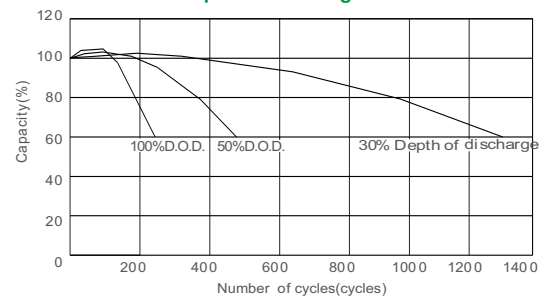
Self-discharge characteristic



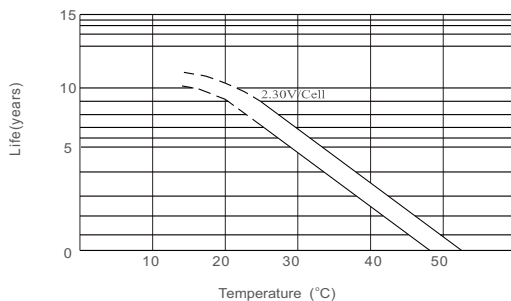
Life characteristics of Standby use



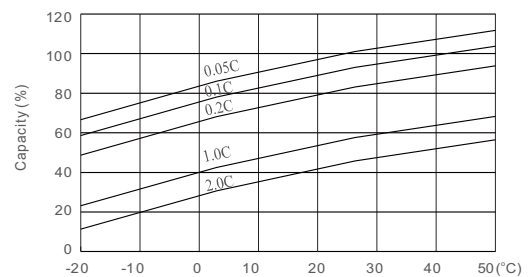
Cycle service life in relation to depth of discharge



Temperature effects on float life



Temperature effects on capacity



by Schneider Electric

Schneider Electric Building, 6 EastWangjing Rd, Chaoyang District, Beijing 100102, P.R.

BATT12230MGE

M2AL 12-230

12V 230Ah(10hr)

The rechargeable batteries are lead-lead dioxide systems. The dilute sulfuric acid electrolyte is absorbed by separators and plates and thus immobilized. Should the battery be accidentally overcharged producing hydrogen and oxygen, special one-way valves allow the gases to escape thus avoiding excessive pressure build-up. Otherwise, the battery is completely sealed and is, therefore, maintenance-free, leak proof and usable in any position.



Battery Construction

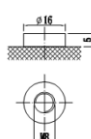
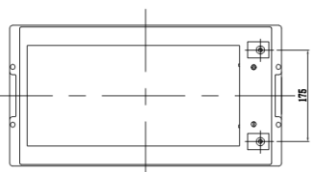
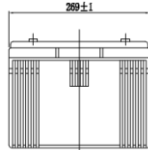
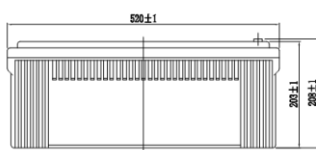
Component	Positive plate	Negative plate	Container	Cover	Safety valve	Terminal	Separator	Electrolyte
Raw material	Lead dioxide	Lead	ABS	ABS	Rubber	Copper	Fiberglass	Sulfuric acid

General Features

- Absorbent Glass Mat (AGM) technology for efficient gas recombination of up to 99% and freedom from electrolyte maintenance or water adding.
- Not restricted for air transport-complies with IATA/ICAO Special Provision A67.
- UL-recognized component.
- Can be mounted in any orientation.
- Computer designed lead, calcium tin alloy grid for high power density.
- Long service life, float or cyclic applications.
- Maintenance-free operation.
- Low self discharge.

Dimensions and Weight

Length(mm / inch)	520/20.5
Width(mm / inch)	269/10.6
Height(mm / inch)	203/8.0
Total Height(mm / inch)	208/8.2
Approx. Weight(Kg / lbs)	72.6/160.1



by Schneider Electric

Performance Characteristics

Nominal Voltage	12V
Number of cell	6
Design Life	10 years
Nominal Capacity 77°F(25°C)	
10 hour rate (23.0A, 10.8V)	230Ah
5 hour rate (44.3A, 10.8V)	221.5Ah
1 hour rate (149A, 10.5V)	149Ah
Internal Resistance	
Fully Charged battery 77°F(25°C)	≤ 2.8mOhms
Self-Discharge	
3% of capacity declined per month at 25 °C (average)	
Operating Temperature Range	
Discharge	-20~60°C
Charge	-10~55°C
Storage	-10~50°C
Max. Discharge Current 77°F(25°C)	1100A(5s)
Short Circuit Current	4300A
Charge Methods: Constant Voltage Charge 77°F(25 °C)	
Cycle use	2.40-2.45VPC
Maximum charging current	69A
Temperature compensation	-30mV/°C
Standby use	2.20-2.27VPC
Temperature compensation	-20mV/°C

Discharge Constant Current (Amperes at 77°F25 °C)

End Point Volts/Cell			15min	30min	1h	3h	5h	10h	20h
1.60V			371	242	153	68.5	45.4	23.4	12.3
1.65V			367	241	151	68.2	45.1	23.3	12.2
1.70V			365	240	150	67.8	44.9	23.2	12.2
1.75V			359	236	149	66.8	44.6	23.1	12.1
1.80V			348	233	148	66.5	44.3	23.0	12.1

Discharge Constant Power (Watts at 77 ° F25 ° C)

End Point Volts/Cell			15min	30min	45min	1h	2h	3h	5h
1.60V			677	469	361	296	172	131	86.7
1.65V			673	466	359	294	171	130	86.4
1.70V			666	462	357	291	169	129	86.1
1.75V			658	459	355	288	168	128	86.5
1.80V			649	455	352	284	166	126	85.4

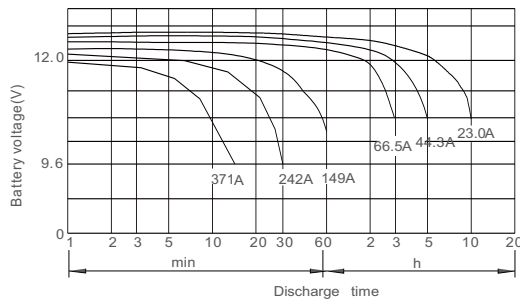
(Note)The above characteristics data are average values obtained within three charge/discharge cycles not the minimum values.

BATT12230MGE

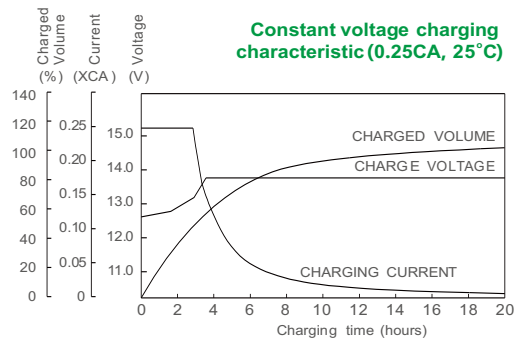
M2AL 12-230

12V 230Ah(10hr)

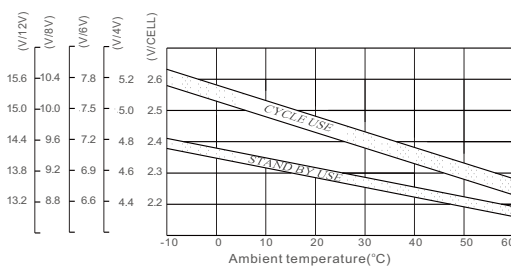
Discharge characteristic (25°C)



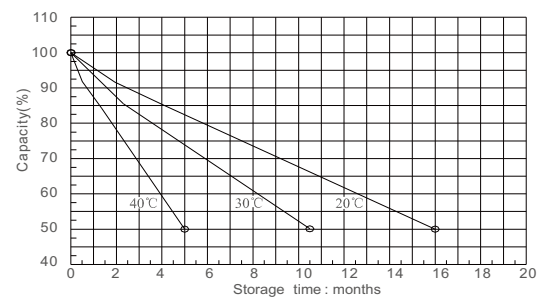
Constant voltage charging characteristic (0.25CA, 25°C)



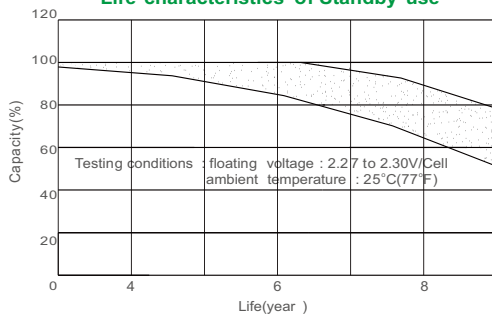
Relationship between charging voltage and temperature



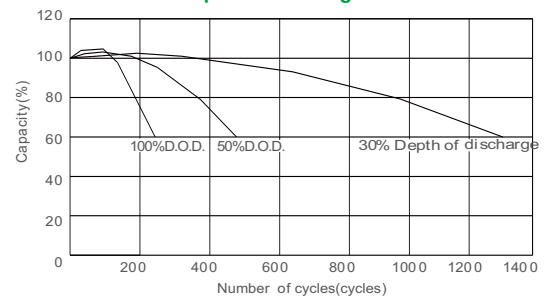
Self-discharge characteristic



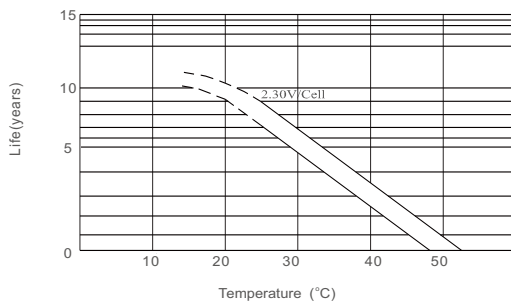
Life characteristics of Standby use



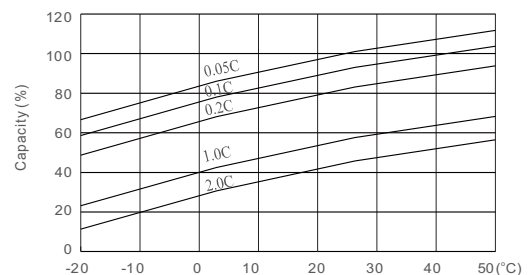
Cycle service life in relation to depth of discharge



Temperature effects on float life



Temperature effects on capacity



by Schneider Electric

Schneider Electric Building, 6 EastWangjing Rd, Chaoyang District, Beijing 100102, P.R.

BATT2100MGE

M2AH 2-100

2V 100Ah(10hr)

The rechargeable batteries are lead-lead dioxide systems. The dilute sulfuric acid electrolyte is absorbed by separators and plates and thus immobilized. Should the battery be accidentally overcharged producing hydrogen and oxygen, special one-way valves allow the gases to escape thus avoiding excessive pressure build-up. Otherwise, the battery is completely sealed and is, therefore, maintenance-free, leak proof and usable in any position.



Battery Construction

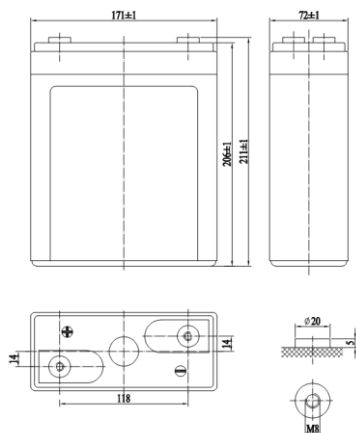
Component	Positive plate	Negative plate	Container	Cover	Safety valve	Terminal	Separator	Electrolyte
Raw material	Lead dioxide	Lead	ABS	ABS	Rubber	Copper	Fiberglass	Sulfuric acid

General Features

- Absorbent Glass Mat (AGM) technology for efficient gas recombination of up to 99% and freedom from electrolyte maintenance or water adding.
- Not restricted for air transport-complies with IATA/ICAO Special Provision A67.
- UL-recognized component.
- Can be mounted in any orientation.
- Computer designed lead, calcium tin alloy grid for high power density.
- Long service life, float or cyclic applications.
- Maintenance-free operation.
- Low self discharge.

Dimensions and Weight

Length(mm / inch)	171 / 6.73
Width(mm / inch)	72 / 2.83
Height(mm / inch)	206 / 8.11
Total Height(mm / inch)	211 / 8.31
Approx. Weight(Kg / lbs)	7.2 / 15.9



by Schneider Electric

Performance Characteristics

Nominal Voltage	2V
Number of cell	1
Design Life	20 years
Nominal Capacity 77°F(25°C)	
10 hour rate (10.0A, 10.8V)	100Ah
5 hour rate (17.4A, 10.8V)	87Ah
1 hour rate (57.3A, 10.5V)	57.3Ah
Internal Resistance	
Fully Charged battery 77°F(25°C)	≤ 0.85mOhms
Self-Discharge	
3% of capacity declined per month at 25 °C (average)	
Operating Temperature Range	
Discharge	-20~60°C
Charge	-10~55°C
Storage	-10~50°C
Max. Discharge Current 77°F(25°C)	500A(5s)
Charge Methods: Constant Voltage Charge 77°F(25 °C)	
Cycle use	2.40-2.45VPC
Maximum charging current	20A
Temperature compensation	-5mV/°C
Standby use	2.20-2.27VPC
Temperature compensation	-3.3mV/°C

Discharge Constant Current (Amperes at 77°F25 °C)

End Point Volts/Cell		10min	15min	30min	45min	1h	3h	5h	10h
1.60V		199	149	99	82	65.0	27.8	19.5	10.8
1.65V		189	142	95	79	62.6	26.9	19.1	10.6
1.70V		178	135	91	75	60.0	26.1	18.6	10.4
1.75V		167	127	86	72	57.3	25.0	18.0	10.2
1.80V		156	120	81	68	54.6	23.9	17.4	10.0

Discharge Constant Power (Watts at 77 °F25 °C)

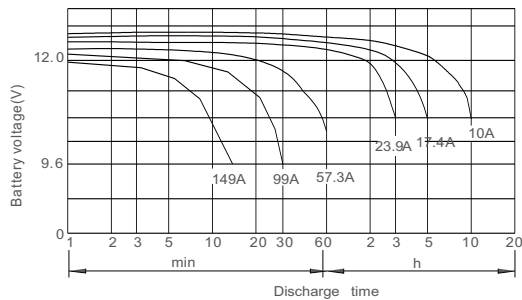
End Point Volts/Cell		10min	15min	30min	45min	1h	2h	3h	5h
1.60V		289	261	199	149	124	74	54.0	39.6
1.65V		272	247	189	142	119	72	52.7	38.9
1.70V		255	233	179	135	114	70	51.3	38.1
1.75V		238	218	168	128	108	67	49.7	37.3
1.80V		221	204	158	121	102	64	48.1	36.4

(Note)The above characteristics data are average values obtained within three charge/discharge cycles not the minimum values.

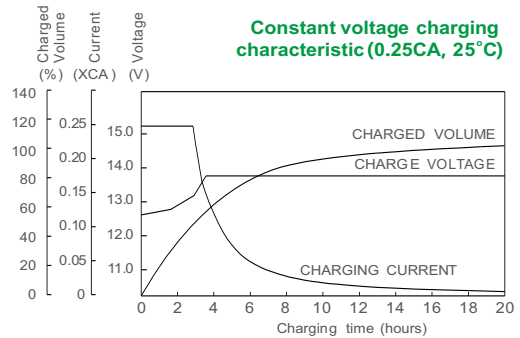
BATT2100MGE

M2AH 2-100 2V100Ah(10hr)

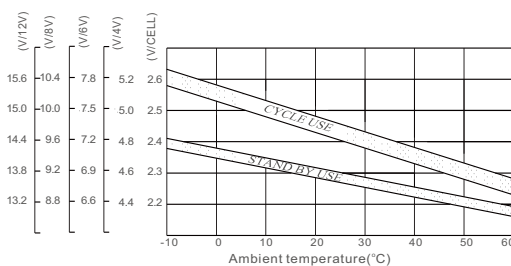
Discharge characteristic (25°C)



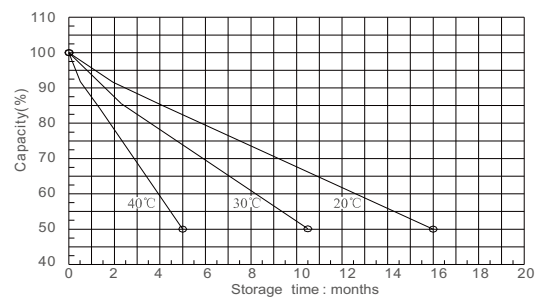
Constant voltage charging characteristic (0.25CA, 25°C)



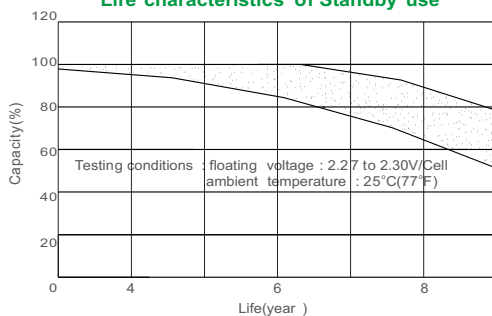
Relationship between charging voltage and temperature



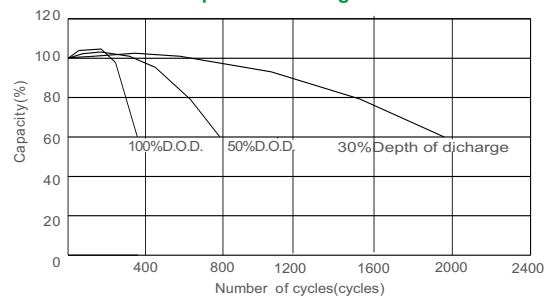
Self-discharge characteristic



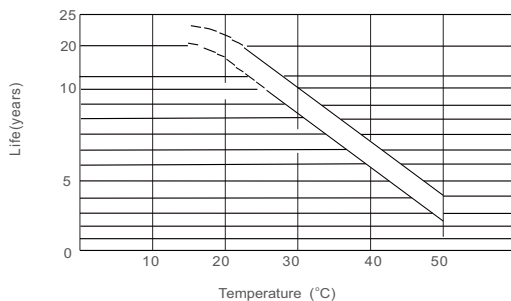
Life characteristics of Standby use



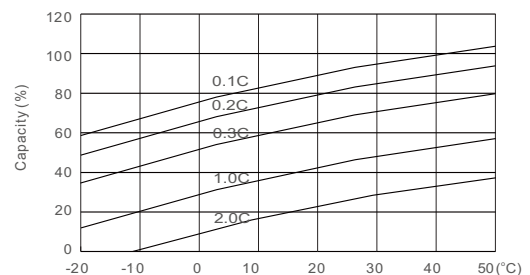
Cycle service life in relation to depth of discharge



Temperature effects on float life



Temperature effects on capacity



by Schneider Electric

Schneider Electric Building, 6 EastWangjing Rd, Chaoyang District, Beijing 100102, P.R.

BATT2150MGE

M2AH 2-150

2V 150Ah(10hr)

The rechargeable batteries are lead-lead dioxide systems. The dilute sulfuric acid electrolyte is absorbed by separators and plates and thus immobilized. Should the battery be accidentally overcharged producing hydrogen and oxygen, special one-way valves allow the gases to escape thus avoiding excessive pressure build-up. Otherwise, the battery is completely sealed and is, therefore, maintenance-free, leak proof and usable in any position.



Battery Construction

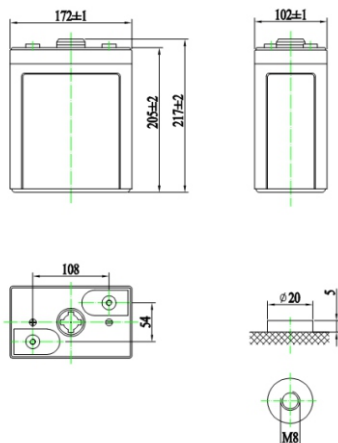
Component	Positive plate	Negative plate	Container	Cover	Safety valve	Terminal	Separator	Electrolyte
Raw material	Lead dioxide	Lead	ABS	ABS	Rubber	Copper	Fiberglass	Sulfuric acid

General Features

- Absorbent Glass Mat (AGM) technology for efficient gas recombination of up to 99% and freedom from electrolyte maintenance or water adding.
- Not restricted for air transport-complies with IATA/ICAO Special Provision A67.
- UL-recognized component.
- Can be mounted in any orientation.
- Computer designed lead, calcium tin alloy grid for high power density.
- Long service life, float or cyclic applications.
- Maintenance-free operation.
- Low self discharge.

Dimensions and Weight

Length(mm / inch)	172 / 6.77
Width(mm / inch)	102 / 4.02
Height(mm / inch)	205 / 8.07
Total Height(mm / inch)	217 / 8.54
Approx. Weight(Kg / lbs)	8.2 / 18.1



APC™

by Schneider Electric

Performance Characteristics

Nominal Voltage	2V
Number of cell	1
Design Life	20 years
Nominal Capacity 77°F(25°C)	
10 hour rate (15.0A, 10.8V)	150Ah
5 hour rate (26.0A, 10.8V)	130Ah
1 hour rate (86.3A, 10.5V)	86.3Ah
Internal Resistance	
Fully Charged battery 77°F(25°C)	≤ 0.85mOhms
Self-Discharge	
3% of capacity declined per month at 25 °C (average)	
Operating Temperature Range	
Discharge	-20~60°C
Charge	-10~55°C
Storage	-10~50°C
Max. Discharge Current 77°F(25°C)	750A(5s)
Charge Methods: Constant Voltage Charge 77°F(25 °C)	
Cycle use	2.40-2.45VPC
Maximum charging current	30A
Temperature compensation	-5mV/ °C
Standby use	2.20-2.27VPC
Temperature compensation	-3.3mV/ °C

Discharge Constant Current (Amperes at 77°F25 °C)

End Point Volts/Cell		10min	15min	30min	45min	1h	3h	5h	10h
1.60V		294	221	147	121	97.5	41.7	29.2	16.1
1.65V		279	210	141	116	94.1	40.4	28.5	15.9
1.70V		263	199	134	111	90.2	38.5	27.8	15.7
1.75V		247	188	127	106	86.3	37.5	27.0	15.3
1.80V		230	177	120	100	82.2	35.8	26.0	15.0

Discharge Constant Power (Watts at 77 ° F25 °C)

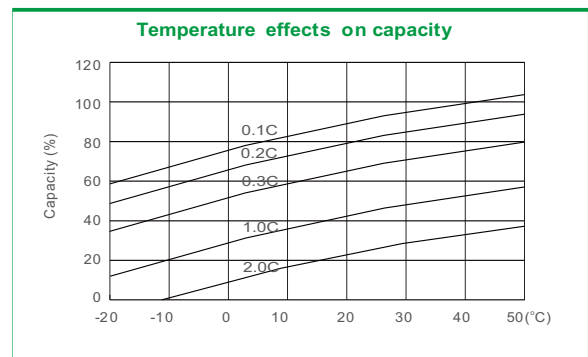
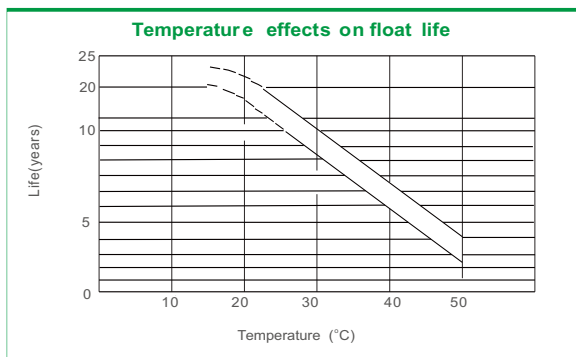
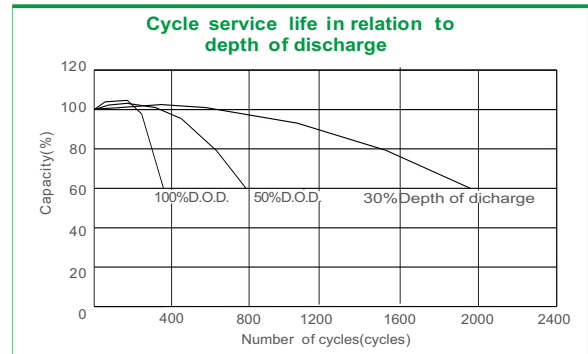
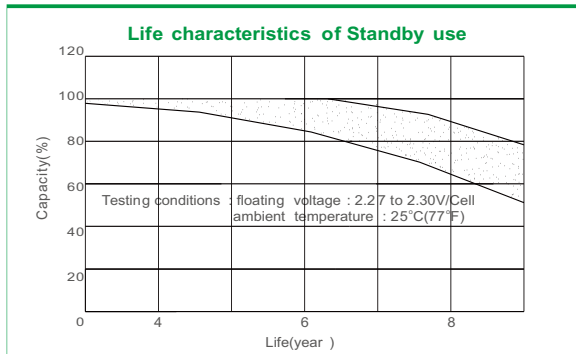
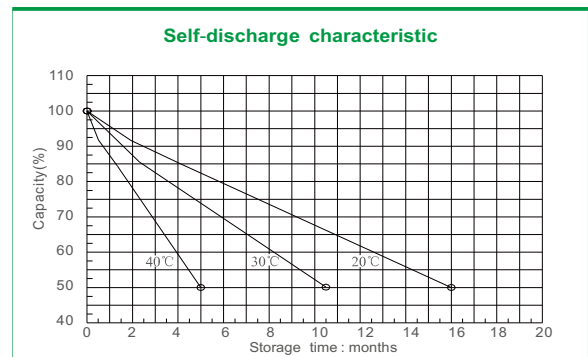
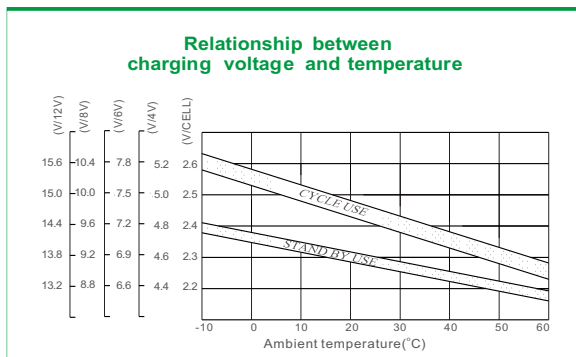
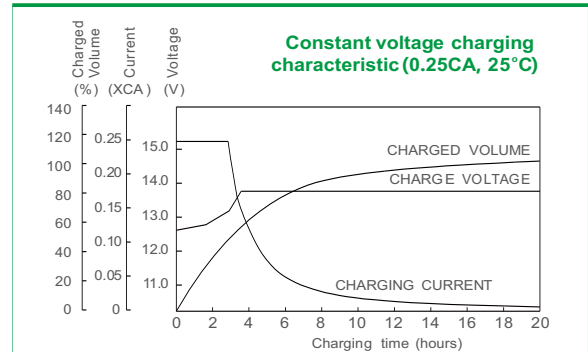
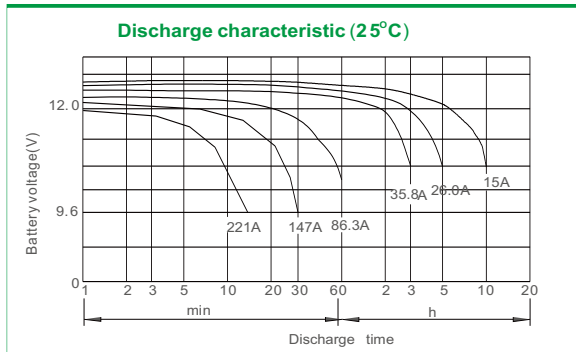
End Point Volts/Cell		10min	15min	30min	45min	1h	2h	3h	5h
1.60V		426	386	294	221	184	118	79.8	58.5
1.65V		402	365	279	210	176	114	77.9	57.5
1.70V		377	344	264	200	168	110	75.8	56.3
1.75V		352	323	249	189	160	106	73.5	55.1
1.80V		327	301	233	178	151	101	71.0	53.8

(Note)The above characteristics data are average values obtained within three charge/discharge cycles not the minimum values.

BATT2150MGE

M2AH 2-150

2V150Ah(10hr)



by Schneider Electric

Schneider Electric Building, 6 EastWangjing Rd, Chaoyang District, Beijing 100102, P.R.

BATT2200MGE

M2AH 2-200

2V 200Ah(10hr)

The rechargeable batteries are lead-lead dioxide systems. The dilute sulfuric acid electrolyte is absorbed by separators and plates and thus immobilized. Should the battery be accidentally overcharged producing hydrogen and oxygen, special one-way valves allow the gases to escape thus avoiding excessive pressure build-up. Otherwise, the battery is completely sealed and is, therefore, maintenance-free, leak proof and usable in any position.



Battery Construction

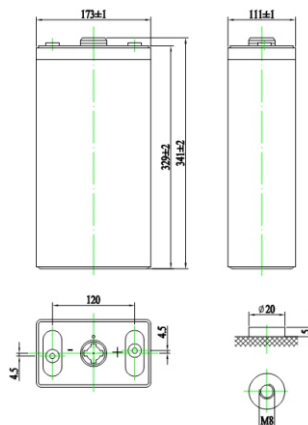
Component	Positive plate	Negative plate	Container	Cover	Safety valve	Terminal	Separator	Electrolyte
Raw material	Lead dioxide	Lead	ABS	ABS	Rubber	Copper	Fiberglass	Sulfuric acid

General Features

- Absorbent Glass Mat (AGM) technology for efficient gas recombination of up to 99% and freedom from electrolyte maintenance or water adding.
- Not restricted for air transport-complies with IATA/ICAO Special Provision A67.
- UL-recognized component.
- Can be mounted in any orientation.
- Computer designed lead, calcium tin alloy grid for high power density.
- Long service life, float or cyclic applications.
- Maintenance-free operation.
- Low self discharge.

Dimensions and Weight

Length(mm / inch)	173 / 6.81
Width(mm / inch)	111 / 4.37
Height(mm / inch)	329 / 12.96
Total Height(mm / inch)	364 / 14.3
Approx. Weight(Kg / lbs)	15 / 33.1



by **Schneider** Electric

Performance Characteristics

Nominal Voltage	2V
Number of cell	1
Design Life	20 years
Nominal Capacity 77°F(25°C)	
10 hour rate (20.0A, 10.8V)	200Ah
5 hour rate (35.0A, 10.8V)	175Ah
1 hour rate (110A, 10.5V)	110Ah
Internal Resistance	
Fully Charged battery 77°F(25°C)	≤ 0.80mOhms
Self-Discharge	
3% of capacity declined per month at 25 °C (average)	
Operating Temperature Range	
Discharge	-20~60°C
Charge	-10~55°C
Storage	-10~50°C
Max. Discharge Current 77 °F(25°C)	1000A(5s)
Charge Methods: Constant Voltage Charge 77°F(25 °C)	
Cycle use	2.40-2.45VPC
Maximum charging current	40A
Temperature compensation	-5mV/ °C
Standby use	2.20-2.27VPC
Temperature compensation	-3.3mV/ °C

Discharge Constant Current (Amperes at 77 °F25 °C)

End Point Volts/Cell		10min	15min	30min	45min	1h	3h	5h	10h
1.60V		392	294	196	162	124	56.6	39.3	21.4
1.65V		372	280	187	155	120	54.8	38.4	21.2
1.70V		350	265	178	148	115	52.9	37.4	20.9
1.75V		329	250	169	141	110	50.8	36.3	20.5
1.80V		307	235	160	134	104	48.6	35.0	20.0

Discharge Constant Power (Watts at 77 °F25 °C)

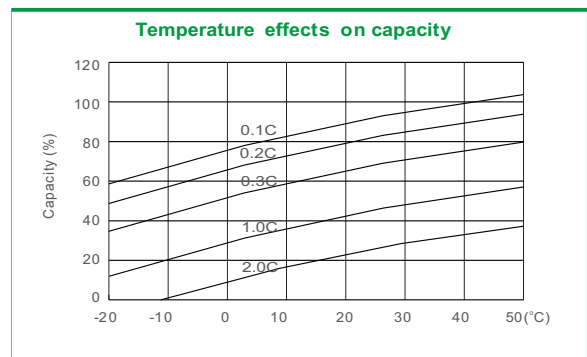
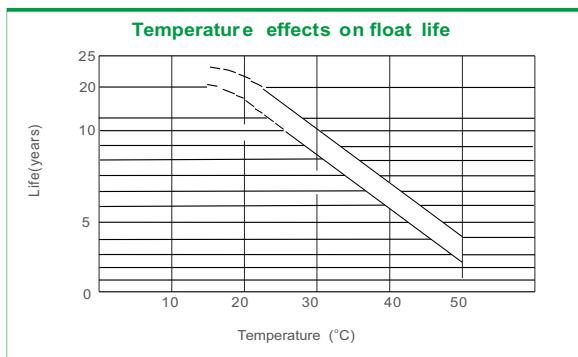
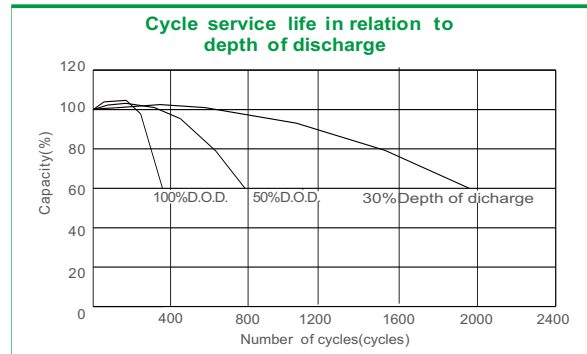
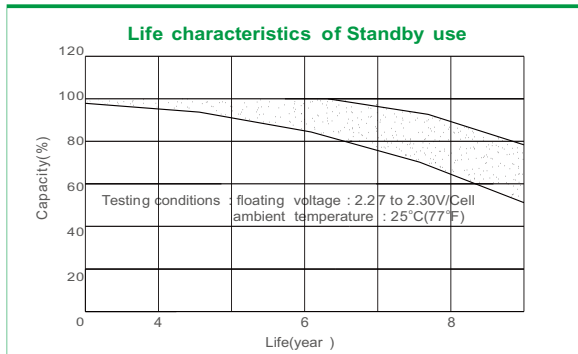
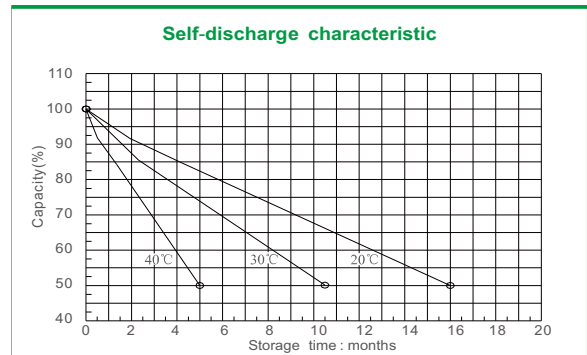
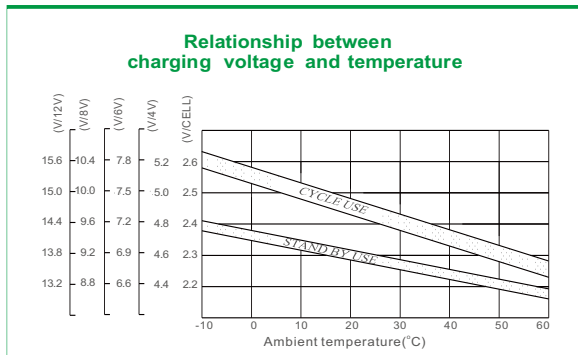
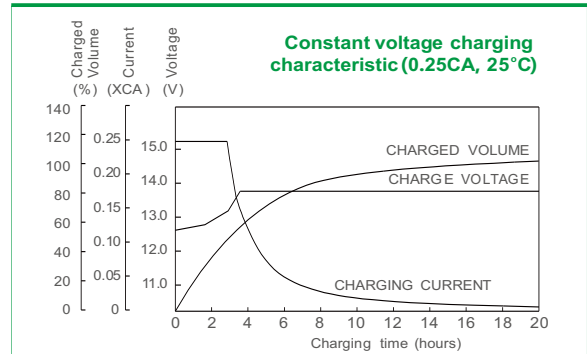
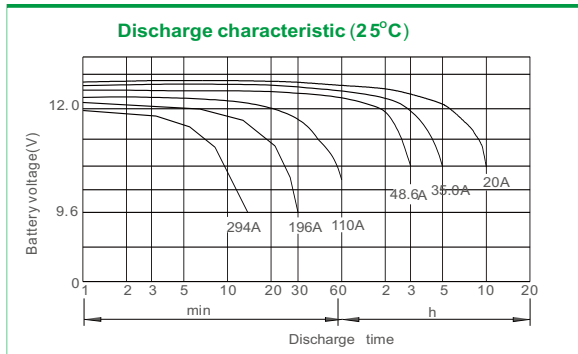
End Point Volts/Cell		10min	15min	30min	45min	1h	2h	3h	5h
1.60V		580	524	380	308	245	146	106	78.0
1.65V		559	499	364	299	235	142	104	76.6
1.70V		538	473	348	289	224	137	101	75.1
1.75V		517	446	331	280	213	132	98.0	73.5
1.80V		495	420	315	272	201	126	94.7	71.7

(Note)The above characteristics data are average values obtained within three charge/discharge cycles not the minimum values.

BATT2200MGE

M2AH 2-200

2V200Ah(10hr)



by Schneider Electric

Schneider Electric Building, 6 EastWangjing Rd, Chaoyang District, Beijing 100102, P.R.

BATT2300MGE

M2AH 2-300

2V 300Ah(10hr)

The rechargeable batteries are lead-lead dioxide systems. The dilute sulfuric acid electrolyte is absorbed by separators and plates and thus immobilized. Should the battery be accidentally overcharged producing hydrogen and oxygen, special one-way valves allow the gases to escape thus avoiding excessive pressure build-up. Otherwise, the battery is completely sealed and is, therefore, maintenance-free, leak proof and usable in any position.



Battery Construction

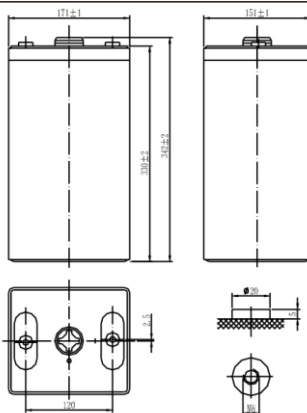
Component	Positive plate	Negative plate	Container	Cover	Safety valve	Terminal	Separator	Electrolyte
Raw material	Lead dioxide	Lead	ABS	ABS	Rubber	Copper	Fiberglass	Sulfuric acid

General Features

- Absorbent Glass Mat (AGM) technology for efficient gas recombination of up to 99% and freedom from electrolyte maintenance or water adding.
- Not restricted for air transport-complies with IATA/ICAO Special Provision A67.
- UL-recognized component.
- Can be mounted in any orientation.
- Computer designed lead, calcium tin alloy grid for high power density.
- Long service life, float or cyclic applications.
- Maintenance-free operation.
- Low self discharge.

Dimensions and Weight

Length(mm / inch)	171 / 6.73
Width(mm / inch)	151 / 5.94
Height(mm / inch)	330 / 13.0
Total Height(mm / inch)	364 / 14.3
Approx. Weight(Kg / lbs)	20 / 44.1



Total height with removeable cover: 364



by Schneider Electric

Performance Characteristics

Nominal Voltage	2V
Number of cell	1
Design Life	20 years
Nominal Capacity 77°F(25°C)	
10 hour rate (30.0A, 10.8V)	300Ah
5 hour rate (52.3A, 10.8V)	261.5Ah
1 hour rate(173A, 10.5V)	173Ah
Internal Resistance	
Fully Charged battery 77°F(25°C)	≤ 0.75mOhms
Self-Discharge	
3% of capacity declined per month at 25 °C (average)	
Operating Temperature Range	
Discharge	-20~60°C
Charge	-10~55°C
Storage	-10~50°C
Max. Discharge Current 77 °F(25°C)	1500A(5s)
Charge Methods: Constant Voltage Charge 77°F(25 °C)	
Cycle use	2.40-2.45VPC
Maximum charging current	60A
Temperature compensation	-5mV/ °C
Standby use	2.20-2.27VPC
Temperature compensation	-3.3mV/ °C

Discharge Constant Current (Amperes at 77°F25 °C)

End Point Volts/Cell		10min	15min	30min	45min	1h	3h	5h	10h
1.60V		493	443	325	240	195	89.5	58.7	32.1
1.65V		467	422	311	230	188	86.8	57.4	31.8
1.70V		440	400	296	220	180	84.0	55.9	31.3
1.75V		413	378	280	210	173	81.3	54.2	30.7
1.80V		385	355	265	199	165	78.5	52.3	30.0

Discharge Constant Power (Watts at 77 °F25 °C)

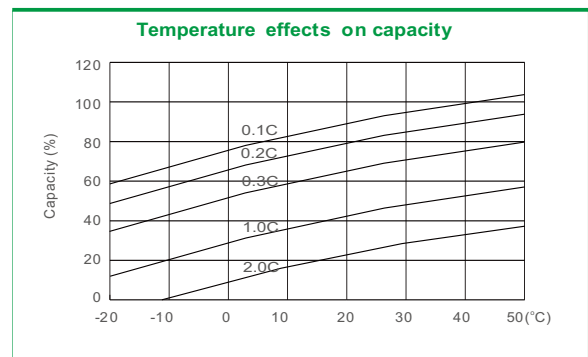
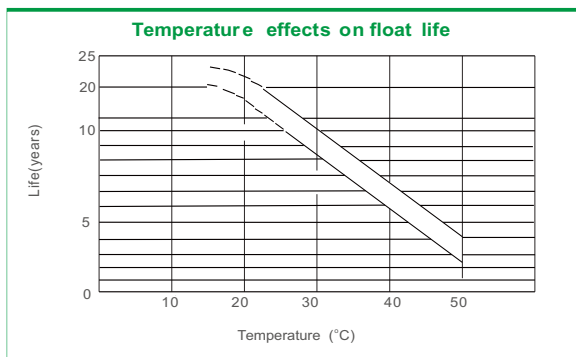
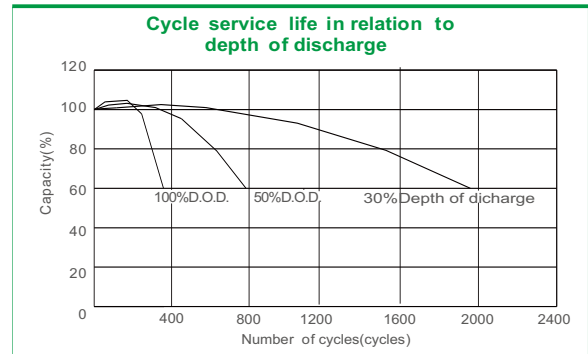
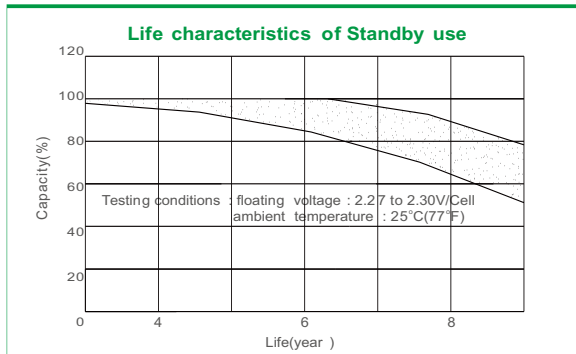
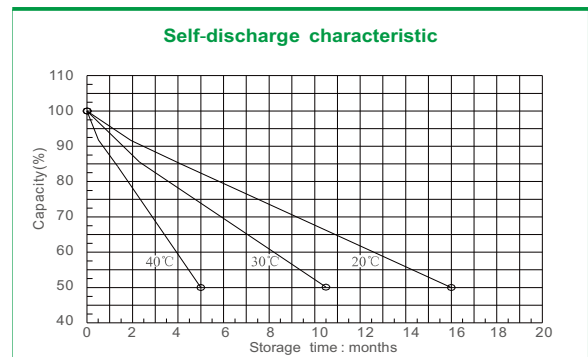
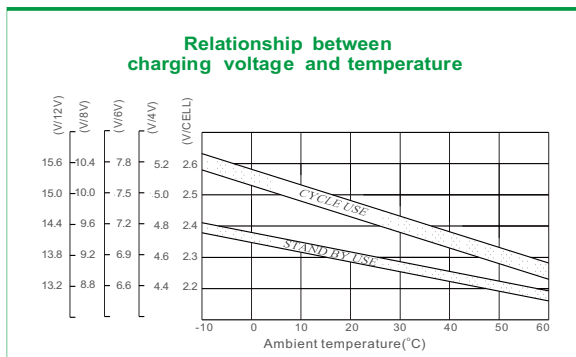
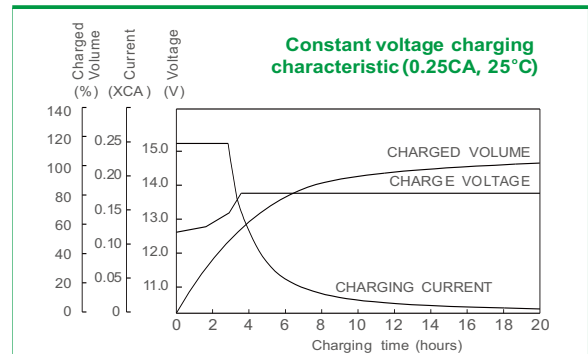
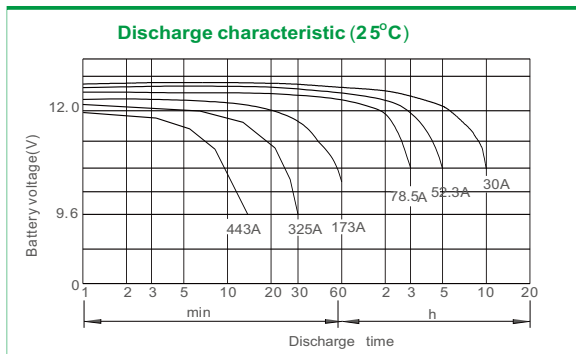
End Point Volts/Cell		10min	15min	30min	45min	1h	2h	3h	5h
1.60V		887	795	608	476	385	247	175	115
1.65V		835	756	581	460	371	241	171	113
1.70V		783	718	554	443	357	234	166	111
1.75V		732	679	527	427	342	228	162	108
1.80V		680	640	500	410	328	221	157	105

(Note)The above characteristics data are average values obtained within three charge/discharge cycles not the minimum values.

BATT2300MGE

M2AH 2-300

2V300Ah(10hr)



by Schneider Electric

Schneider Electric Building, 6 EastWangjing Rd, Chaoyang District, Beijing 100102, P.R.

BATT2400MGE

M2AH 2-400

2V 400Ah(10hr)

The rechargeable batteries are lead-lead dioxide systems. The dilute sulfuric acid electrolyte is absorbed by separators and plates and thus immobilized. Should the battery be accidentally overcharged producing hydrogen and oxygen, special one-way valves allow the gases to escape thus avoiding excessive pressure build-up. Otherwise, the battery is completely sealed and is, therefore, maintenance-free, leak proof and usable in any position.



Battery Construction

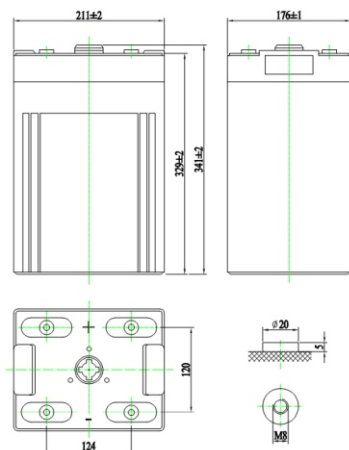
Component	Positive plate	Negative plate	Container	Cover	Safety valve	Terminal	Separator	Electrolyte
Raw material	Lead dioxide	Lead	ABS	ABS	Rubber	Copper	Fiberglass	Sulfuric acid

General Features

- Absorbent Glass Mat (AGM) technology for efficient gas recombination of up to 99% and freedom from electrolyte maintenance or water adding.
- Not restricted for air transport-complies with IATA/ICAO Special Provision A67.
- UL-recognized component.
- Can be mounted in any orientation.
- Computer designed lead, calcium tin alloy grid for high power density.
- Long service life, float or cyclic applications.
- Maintenance-free operation.
- Low self discharge.

Dimensions and Weight

Length(mm / inch)	211 / 8.31
Width(mm / inch)	176 / 6.93
Height(mm / inch)	329 / 12.95
Total Height(mm / inch)	367 / 14.5
Approx. Weight(Kg / lbs)	28 / 61.7



by **Schneider** Electric

Performance Characteristics

Nominal Voltage	2V
Number of cell	1
Design Life	20 years
Nominal Capacity 77°F(25°C)	
10 hour rate (40.0A, 10.8V)	400Ah
5 hour rate (69.4A, 10.8V)	347Ah
1 hour rate (219A, 10.5V)	219Ah
Internal Resistance	
Fully Charged battery 77°F(25°C)	≤ 0.72mOhms
Self-Discharge	
3% of capacity declined per month at 25 °C (average)	
Operating Temperature Range	
Discharge	-20~60°C
Charge	-10~55°C
Storage	-10~50°C
Max. Discharge Current 77°F(25°C)	2000A(5s)
Charge Methods: Constant Voltage Charge 77°F(25 °C)	
Cycle use	2.40-2.45VPC
Maximum charging current	80A
Temperature compensation	-5mV/ °C
Standby use	2.20-2.27VPC
Temperature compensation	-3.3mV/ °C

Discharge Constant Current (Amperes at 77°F25 °C)

End Point Volts/Cell		10min	15min	30min	45min	1h	3h	5h	10h
1.60V		732	587	427	325	247	114	77.7	43.0
1.65V		694	559	408	312	238	110	75.9	42.4
1.70V		654	530	388	298	229	106	74.0	41.7
1.75V		614	500	368	284	219	102	72.0	40.9
1.80V		573	470	347	269	208	98	69.4	40.0

Discharge Constant Power (Watts at 77 °F25 °C)

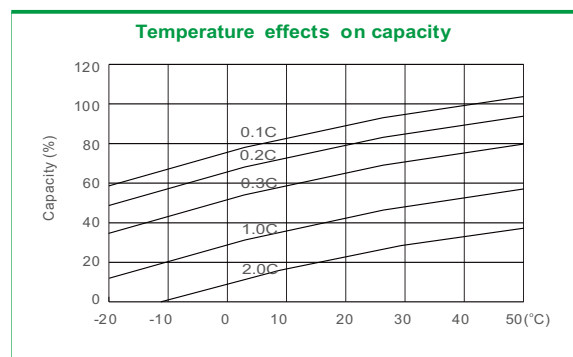
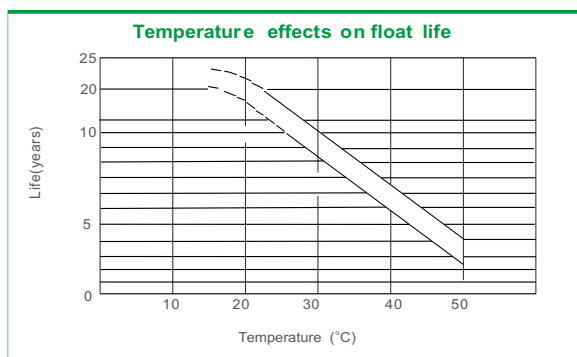
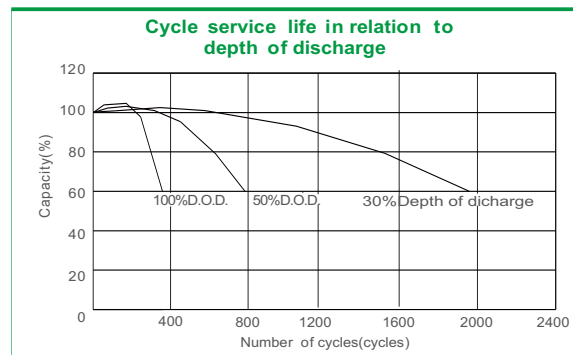
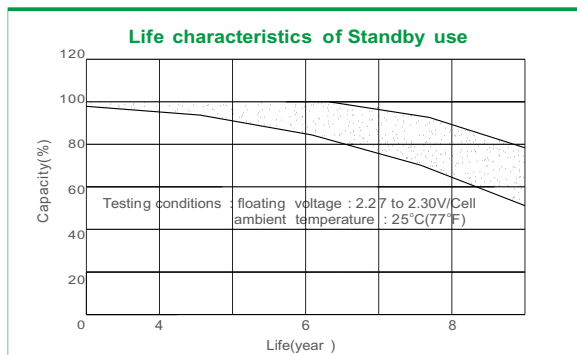
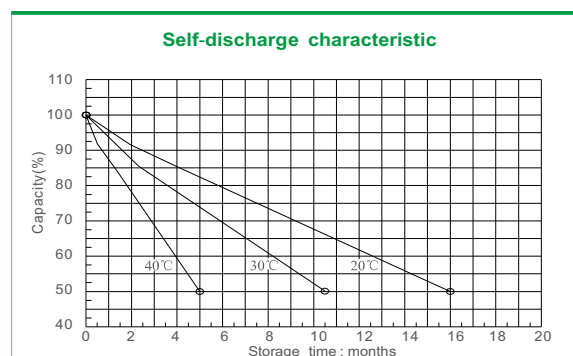
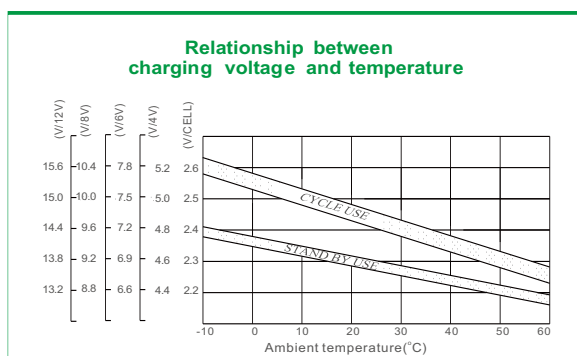
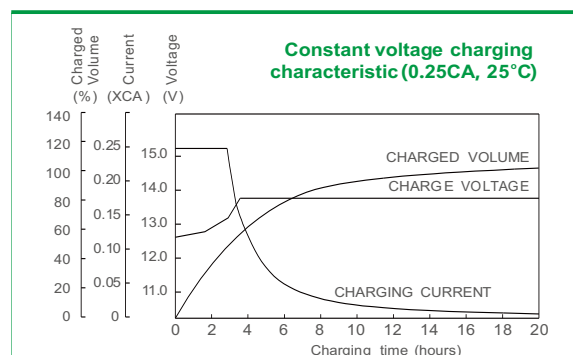
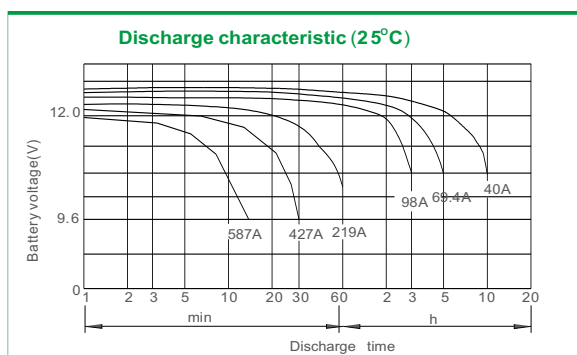
End Point Volts/Cell		10min	15min	30min	45min	1h	2h	3h	5h
1.60V		1281	909	740	641	493	310	214	140
1.65V		1206	860	703	610	471	286	209	138
1.70V		1131	810	665	576	449	270	203	135
1.75V		1057	760	626	543	425	260	197	132
1.80V		983	710	587	509	401	246	185	125

(Note)The above characteristics data are average values obtained within three charge/discharge cycles not the minimum values.

BATT2400MGE

M2AH 2-400

2V400Ah(10hr)



by Schneider Electric

Schneider Electric Building, 6 EastWangjing Rd, Chaoyang District, Beijing 100102, P.R.

BATT2500MGE M2AH 2-500

2V 500Ah(10hr)

The rechargeable batteries are lead-lead dioxide systems. The dilute sulfuric acid electrolyte is absorbed by separators and plates and thus immobilized. Should the battery be accidentally overcharged producing hydrogen and oxygen, special one-way valves allow the gases to escape thus avoiding excessive pressure build-up. Otherwise, the battery is completely sealed and is, therefore, maintenance-free, leak proof and usable in any position.



Battery Construction

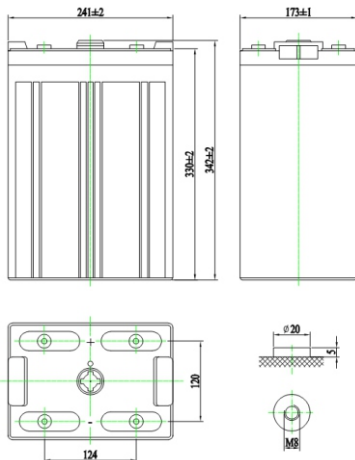
Component	Positive plate	Negative plate	Container	Cover	Safety valve	Terminal	Separator	Electrolyte
Raw material	Lead dioxide	Lead	ABS	ABS	Rubber	Copper	Fiberglass	Sulfuric acid

General Features

- Absorbent Glass Mat (AGM) technology for efficient gas recombination of up to 99% and freedom from electrolyte maintenance or water adding.
- Not restricted for air transport-complies with IATA/ICAO Special Provision A67.
- UL-recognized component.
- Can be mounted in any orientation.
- Computer designed lead, calcium tin alloy grid for high power density.
- Long service life, float or cyclic applications.
- Maintenance-free operation.
- Low self discharge.

Dimensions and Weight

Length(mm / inch)	242 / 9.53
Width(mm / inch)	173 / 6.81
Height(mm / inch)	330 / 12.99
Total Height(mm / inch)	365 / 14.37
Approx. Weight(Kg / lbs)	33 / 72.8



APC™

by **Schneider Electric**

Performance Characteristics

Nominal Voltage	2V
Number of cell	1
Design Life	20 years
Nominal Capacity 77°F(25°C)	
10 hour rate (50.0A, 10.8V)	500Ah
5 hour rate (86.5A, 10.8V)	432.5Ah
1 hour rate (266A, 10.5V)	266Ah
Internal Resistance	
Fully Charged battery 77°F(25°C)	≤ 0.68mOhms
Self-Discharge	
3% of capacity declined per month at 25 °C (average)	
Operating Temperature Range	
Discharge	-20~60°C
Charge	-10~55°C
Storage	-10~50°C
Max. Discharge Current 77 °F(25°C)	2500A(5s)
Charge Methods: Constant Voltage Charge 77°F(25 °C)	
Cycle use	2.40-2.45VPC
Maximum charging current	100A
Temperature compensation	-5mV/ °C
Standby use	2.20-2.27VPC
Temperature compensation	-3.3mV/ °C

Discharge Constant Current (Amperes at 77°F25 °C)

End Point Volts/Cell		10min	15min	30min	45min	1h	3h	5h	10h
1.60V		937	711	505	383	300	138	96.6	53.9
1.65V		888	677	542	368	290	134	94.7	53.1
1.70V		837	642	460	352	278	129	92.5	52.2
1.75V		785	506	435	335	266	124	90.0	51.2
1.80V		733	570	411	317	253	118	86.5	50.0

Discharge Constant Power (Watts at 77 °F25 °C)

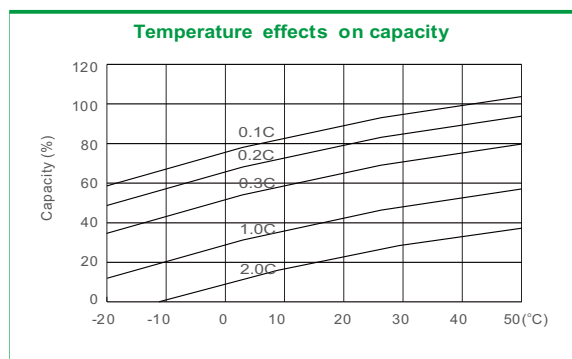
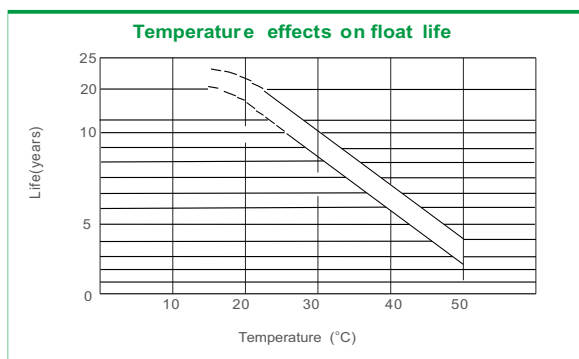
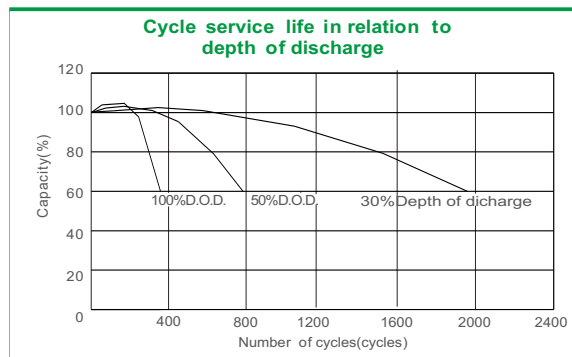
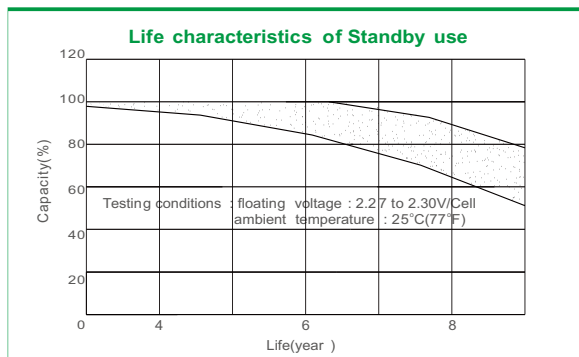
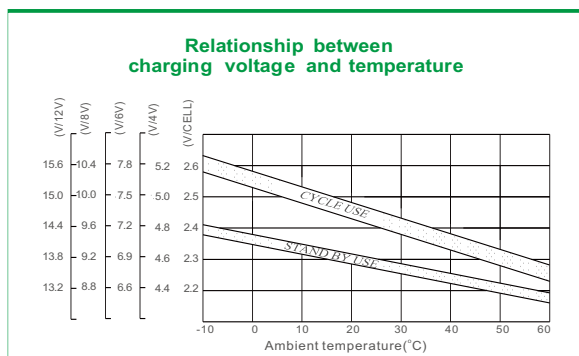
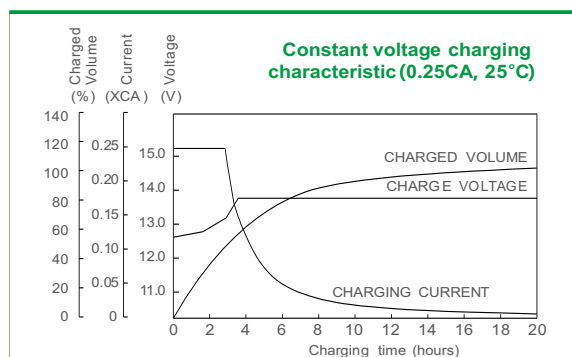
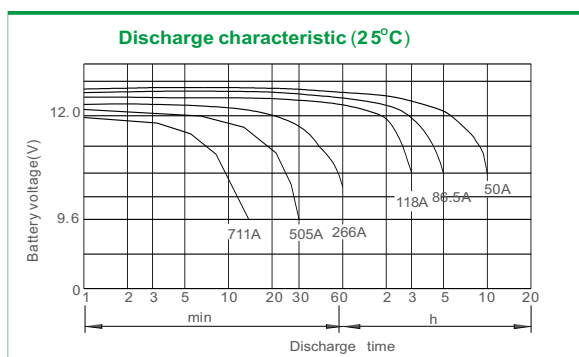
End Point Volts/Cell		10min	15min	30min	45min	1h	2h	3h	5h
1.60V		1546	1156	930	771	625	378	270	167
1.65V		1457	1094	883	736	599	361	260	164
1.70V		1366	1030	836	699	572	345	247	161
1.75V		1276	967	787	661	543	330	236	157
1.80V		1187	903	738	623	514	304	217	149

(Note)The above characteristics data are average values obtained within three charge/discharge cycles not the minimum values.

BATT2500MGE

M2AH 2-500

2V500Ah(10hr)



by Schneider Electric

Schneider Electric Building, 6 EastWangjing Rd, Chaoyang District, Beijing 100102, P.R.

BATT2600MGE

M2AH 2-600

2V 600Ah(10hr)

The rechargeable batteries are lead-lead dioxide systems. The dilute sulfuric acid electrolyte is absorbed by separators and plates and thus immobilized. Should the battery be accidentally overcharged producing hydrogen and oxygen, special one-way valves allow the gases to escape thus avoiding excessive pressure build-up. Otherwise, the battery is completely sealed and is, therefore, maintenance-free, leak proof and usable in any position.



Battery Construction

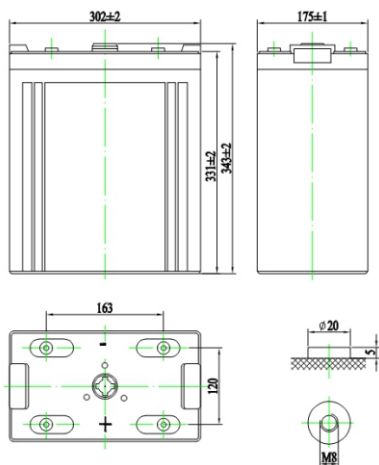
Component	Positive plate	Negative plate	Container	Cover	Safety valve	Terminal	Separator	Electrolyte
Raw material	Lead dioxide	Lead	ABS	ABS	Rubber	Copper	Fiberglass	Sulfuric acid

General Features

- Absorbent Glass Mat (AGM) technology for efficient gas recombination of up to 99% and freedom from electrolyte maintenance or water adding.
- Not restricted for air transport-complies with IATA/ICAO Special Provision A67.
- UL-recognized component.
- Can be mounted in any orientation.
- Computer designed lead, calcium tin alloy grid for high power density.
- Long service life, float or cyclic applications.
- Maintenance-free operation.
- Low self discharge.

Dimensions and Weight

Length(mm / inch)	302 / 11.89
Width(mm / inch)	175 / 6.89
Height(mm / inch)	331 / 13.03
Total Height(mm / inch)	367 / 14.5
Approx. Weight(Kg / lbs)	40 / 88.24



by Schneider Electric

Performance Characteristics

Nominal Voltage	2V
Number of cell	1
Design Life	20 years
Nominal Capacity 77°F(25°C)	
10 hour rate (60.0A, 10.8V)	600Ah
5 hour rate (105A, 10.8V)	525Ah
1 hour rate (322A, 10.5V)	322Ah
Internal Resistance	
Fully Charged battery 77°F(25°C)	≤ 0.60mOhms
Self-Discharge	
3% of capacity declined per month at 25 °C (average)	
Operating Temperature Range	
Discharge	-20~60°C
Charge	-10~55°C
Storage	-10~50°C
Max. Discharge Current 77°F(25°C)	3000A(5s)
Charge Methods: Constant Voltage Charge 77°F(25 °C)	
Cycle use	2.40-2.45VPC
Maximum charging current	120A
Temperature compensation	-5mV/ °C
Standby use	2.20-2.27VPC
Temperature compensation	-3.3mV/ °C

Discharge Constant Current (Amperes at 77°F25 °C)

End Point Volts/Cell		10min	15min	30min	45min	1h	3h	5h	10h
1.60V		1161	887	618	480	364	186	115	65
1.65V		1101	844	590	461	351	181	113	64
1.70V		1038	800	562	440	337	174	111	63
1.75V		974	755	533	419	322	167	108	61
1.80V		909	710	503	397	307	160	105	60

Discharge Constant Power (Watts at 77 °F25 °C)

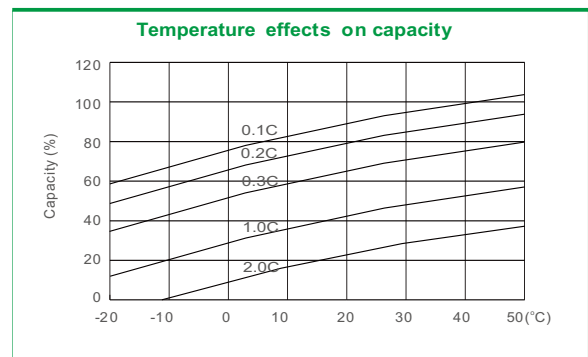
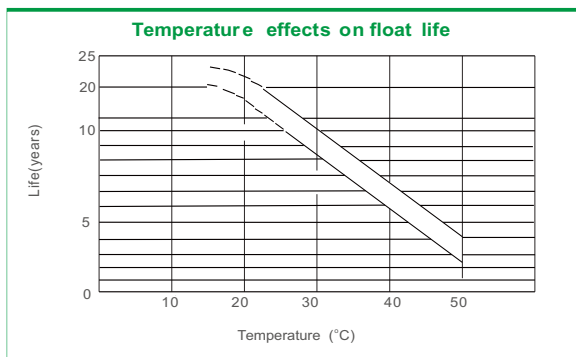
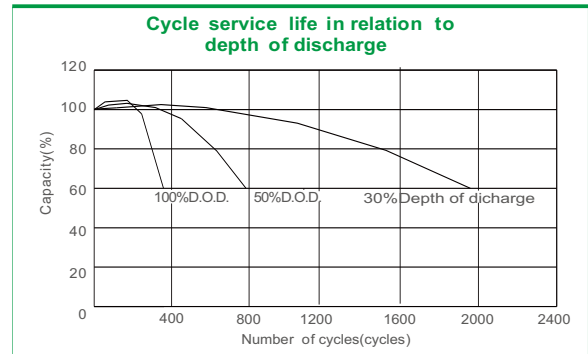
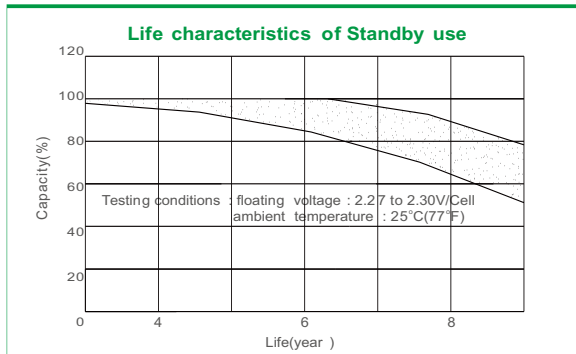
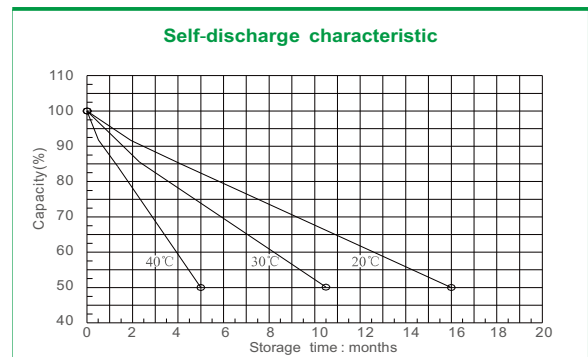
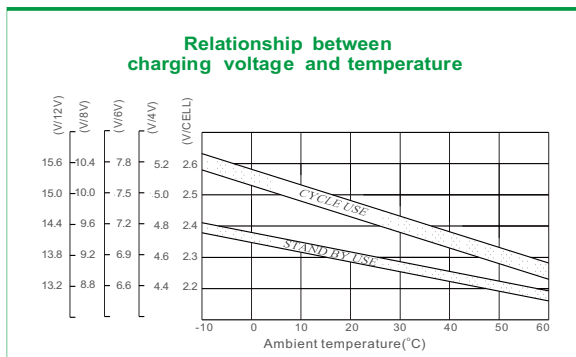
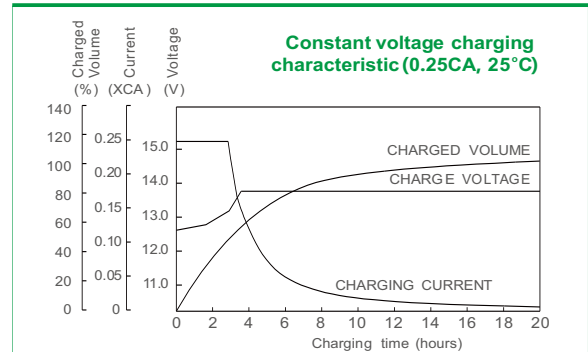
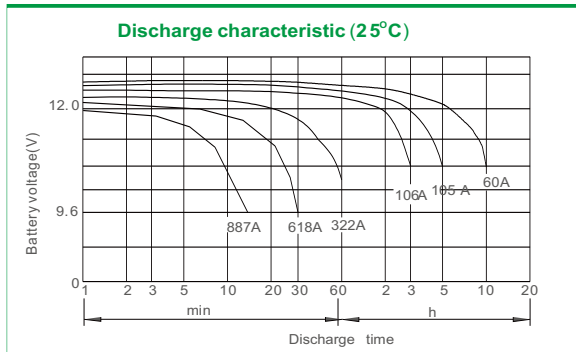
End Point Volts/Cell		10min	15min	30min	45min	1h	2h	3h	5h
1.60V		1911	1424	1123	905	710	483	358	225
1.65V		1800	1347	1067	864	680	472	349	222
1.70V		1688	1269	1009	820	649	460	340	218
1.75V		1577	1191	951	776	617	446	330	214
1.80V		1467	1112	892	731	583	418	209	211

(Note)The above characteristics data are average values obtained within three charge/discharge cycles not the minimum values.

BATT2600MGE

M2AH 2-600

2V600Ah(10hr)



by **Schneider Electric**

Schneider Electric Building, 6 EastWangjing Rd, Chaoyang District, Beijing 100102, P.R.

BATT2800MGE

M2AH 2-800

2V 800Ah(10hr)

The rechargeable batteries are lead-lead dioxide systems. The dilute sulfuric acid electrolyte is absorbed by separators and plates and thus immobilized. Should the battery be accidentally overcharged producing hydrogen and oxygen, special one-way valves allow the gases to escape thus avoiding excessive pressure build-up. Otherwise, the battery is completely sealed and is, therefore, maintenance-free, leak proof and usable in any position.



Battery Construction

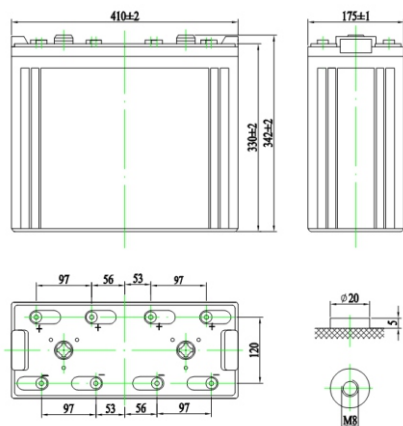
Component	Positive plate	Negative plate	Container	Cover	Safety valve	Terminal	Separator	Electrolyte
Raw material	Lead dioxide	Lead	ABS	ABS	Rubber	Copper	Fiberglass	Sulfuric acid

General Features

- Absorbent Glass Mat (AGM) technology for efficient gas recombination of up to 99% and freedom from electrolyte maintenance or water adding.
- Not restricted for air transport-complies with IATA/ICAO Special Provision A67.
- UL-recognized component.
- Can be mounted in any orientation.
- Computer designed lead, calcium tin alloy grid for high power density.
- Long service life, float or cyclic applications.
- Maintenance-free operation.
- Low self discharge.

Dimensions and Weight

Length(mm / inch)	410 / 16.14
Width(mm / inch)	175 / 6.89
Height(mm / inch)	330 / 13.0
Total Height(mm / inch)	367 / 14.5
Approx. Weight(Kg / lbs)	57 / 125.7



by **Schneider** Electric

Performance Characteristics

Nominal Voltage	2V
Number of cell	1
Design Life	20 years
Nominal Capacity 77°F(25°C)	
10 hour rate (80.0A, 10.8V)	800Ah
5 hour rate (139A, 10.8V)	695Ah
1 hour rate (439A, 10.5V)	439Ah
Internal Resistance	
Fully Charged battery 77°F(25°C)	≤ 0.70mOhms
Self-Discharge	
3% of capacity declined per month at 25 °C (average)	
Operating Temperature Range	
Discharge	-20~60°C
Charge	-10~55°C
Storage	-10~50°C
Max. Discharge Current 77°F(25°C)	3000A(5s)
Charge Methods: Constant Voltage Charge 77°F(25 °C)	
Cycle use	2.40-2.45VPC
Maximum charging current	160A
Temperature compensation	-5mV/ °C
Standby use	2.20-2.27VPC
Temperature compensation	-3.3mV/ °C

Discharge Constant Current (Amperes at 77°F25 °C)

End Point Volts/Cell		10min	15min	30min	45min	1h	3h	5h	10h
1.60V		1576	1281	830	650	496	227	156	86.0
1.65V		1494	1219	793	624	478	220	152	84.9
1.70V		1409	1156	755	597	458	213	148	83.0
1.75V		1322	1091	716	568	439	204	144	81.8
1.80V		1233	1025	676	538	418	195	139	80.0

Discharge Constant Power (Watts at 77 °F25 °C)

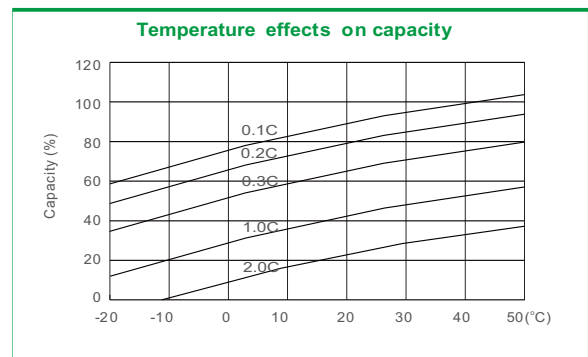
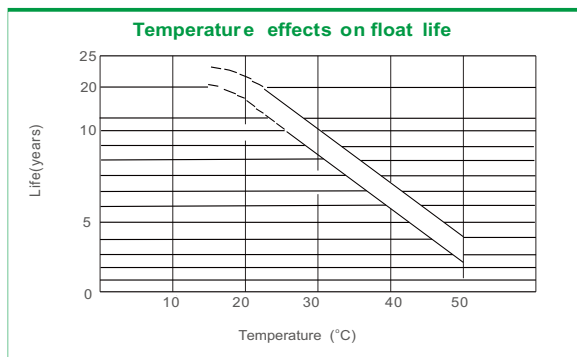
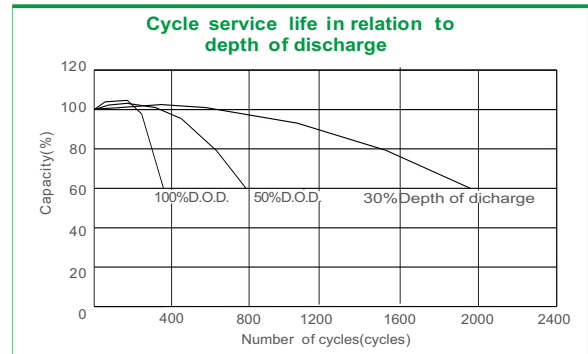
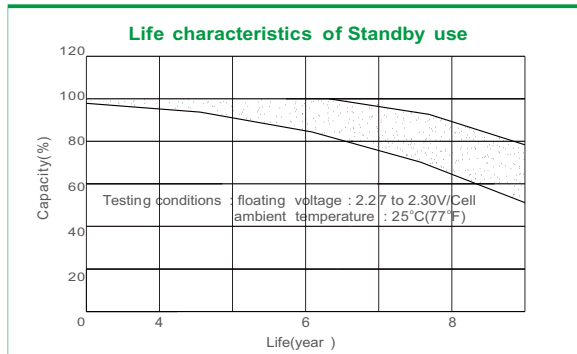
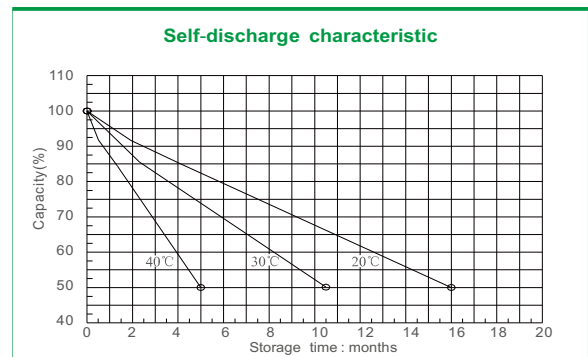
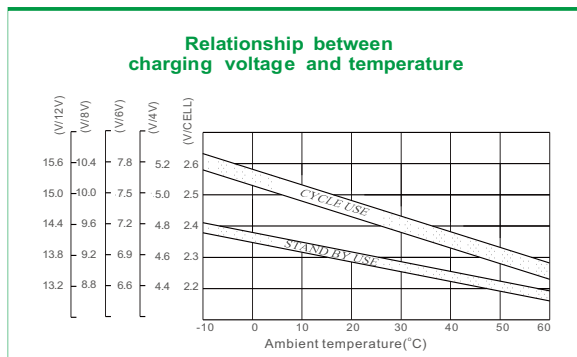
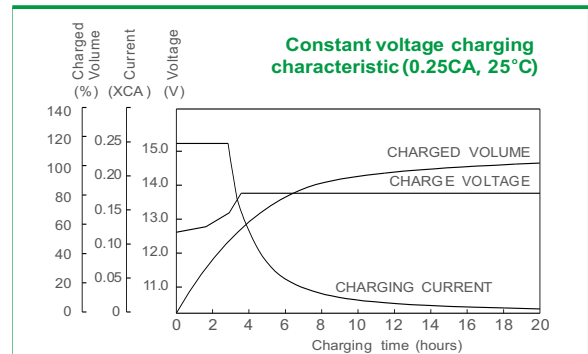
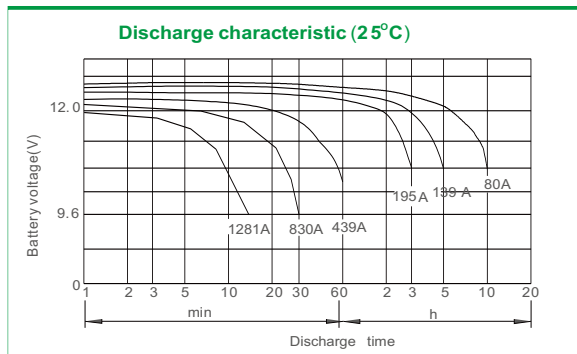
End Point Volts/Cell		10min	15min	30min	45min	1h	2h	3h	5h
1.60V		2394	1995	1497	1133	936	632	451	303
1.65V		2255	1887	1422	1081	896	613	432	298
1.70V		2115	1777	1346	1027	855	594	413	292
1.75V		1975	1667	1267	971	812	575	394	286
1.80V		1837	1557	1189	915	769	556	375	271

(Note)The above characteristics data are average values obtained within three charge/discharge cycles not the minimum values.

BATT2800MGE

M2AH 2-800

2V800Ah(10hr)



by **Schneider Electric**

Schneider Electric Building, 6 EastWangjing Rd, Chaoyang District, Beijing 100102, P.R.

BATT21000MGE M2AH 2-1000

2V 1000Ah(10hr)

The rechargeable batteries are lead-lead dioxide systems. The dilute sulfuric acid electrolyte is absorbed by separators and plates and thus immobilized. Should the battery be accidentally overcharged producing hydrogen and oxygen, special one-way valves allow the gases to escape thus avoiding excessive pressure build-up. Otherwise, the battery is completely sealed and is, therefore, maintenance-free, leak proof and usable in any position.



Battery Construction

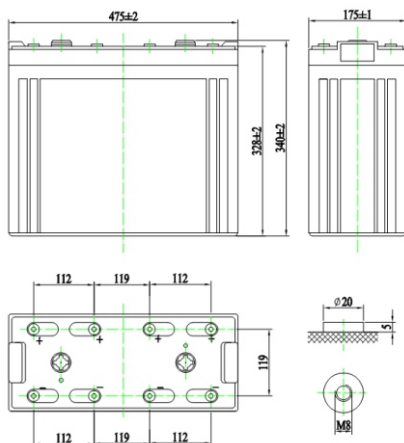
Component	Positive plate	Negative plate	Container	Cover	Safety valve	Terminal	Separator	Electrolyte
Raw material	Lead dioxide	Lead	ABS	ABS	Rubber	Copper	Fiberglass	Sulfuric acid

General Features

- Absorbent Glass Mat (AGM) technology for efficient gas recombination of up to 99% and freedom from electrolyte maintenance or water adding.
- Not restricted for air transport-complies with IATA/ICAO Special Provision A67.
- UL-recognized component.
- Can be mounted in any orientation.
- Computer designed lead, calcium tin alloy grid for high power density.
- Long service life, float or cyclic applications.
- Maintenance-free operation.
- Low self discharge.

Dimensions and Weight

Length(mm / inch)	475 / 18.70
Width(mm / inch)	175 / 6.89
Height(mm / inch)	328 / 12.91
Total Height(mm / inch)	367 / 14.5
Approx. Weight(Kg / lbs)	66.5/ 146.6



by **Schneider** Electric

Performance Characteristics

Nominal Voltage	2V
Number of cell	1
Design Life	20 years
Nominal Capacity 77°F(25°C)	
10 hour rate (100A, 10.8V)	1000Ah
5 hour rate (173A, 10.8V)	865Ah
1 hour rate (546A, 10.5V)	546Ah
Internal Resistance	
Fully Charged battery 77°F(25°C)	≤ 0.65mOhms
Self-Discharge	
3% of capacity declined per month at 25 °C (average)	
Operating Temperature Range	
Discharge	-20~60°C
Charge	-10~55°C
Storage	-10~50°C
Max. Discharge Current 77°F(25°C)	4000A(5s)
Charge Methods: Constant Voltage Charge 77°F(25 °C)	
Cycle use	2.40-2.45VPC
Maximum charging current	200A
Temperature compensation	-5mV/ °C
Standby use	2.20-2.27VPC
Temperature compensation	-3.3mV/ °C

Discharge Constant Current (Amperes at 77°F25 °C)

End Point Volts/Cell		10min	15min	30min	45min	1h	3h	5h	10h
1.60V		1855	1408	1063	758	620	261	195	108
1.65V		1758	1340	1016	728	602	256	190	106
1.70V		1658	1270	967	696	582	253	185	104
1.75V		1555	1199	917	663	546	250	180	102
1.80V		1451	1127	866	628	534	243	173	100

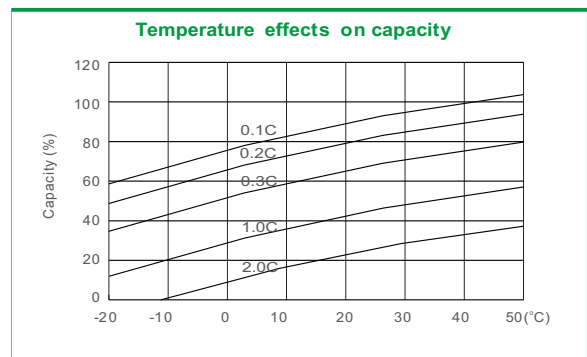
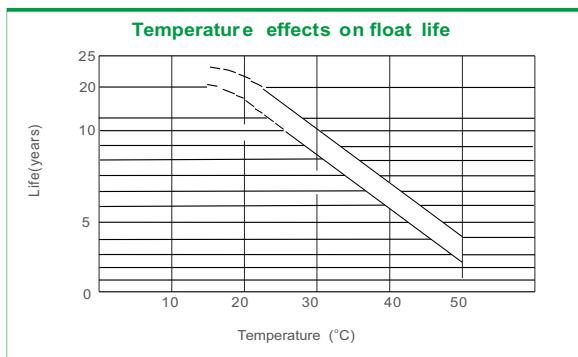
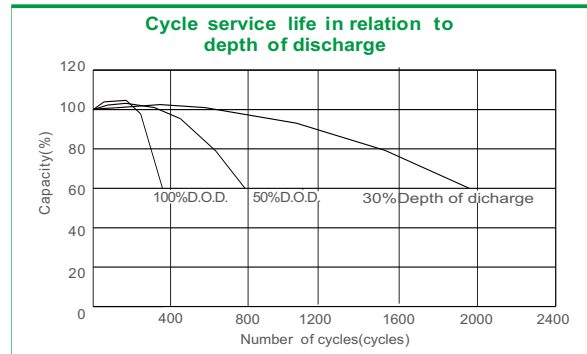
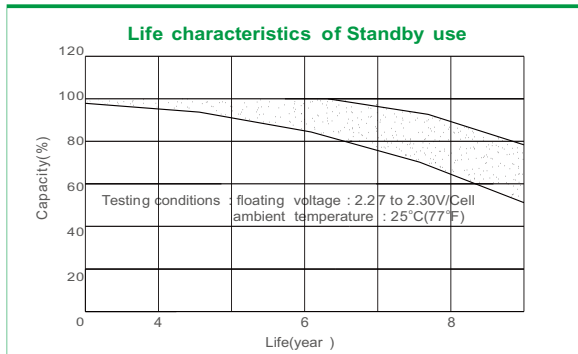
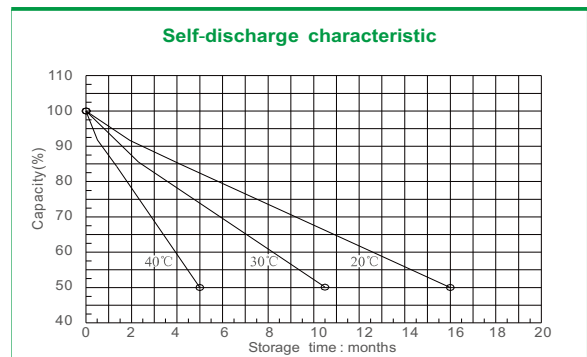
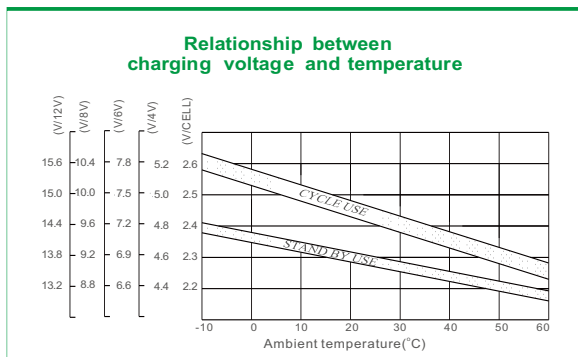
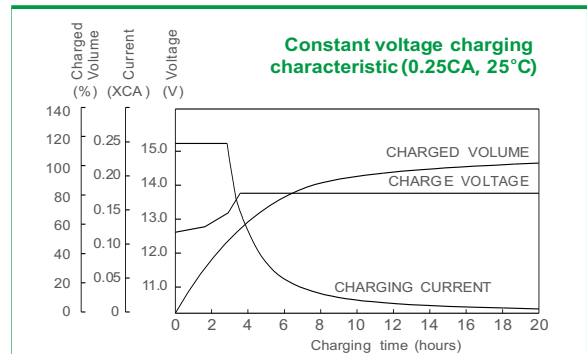
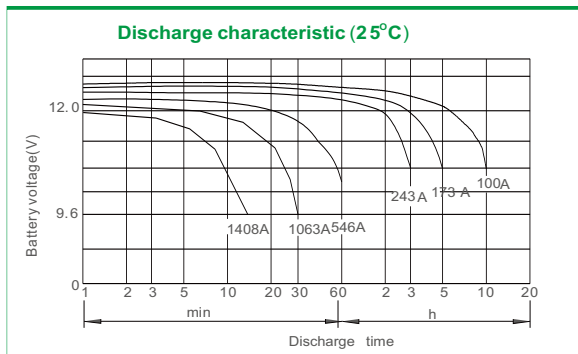
Discharge Constant Power (Watts at 77 ° F25 °C)

End Point Volts/Cell		10min	15min	30min	45min	1h	2h	3h	5h
1.60V		2965	2421	1804	1360	1114	720	522	360
1.65V		2793	2290	1713	1298	1067	702	507	354
1.70V		2620	2158	1621	1233	1018	688	497	348
1.75V		2447	2024	1527	1166	967	676	488	341
1.80V		2276	1890	1432	1099	915	661	476	335

(Note)The above characteristics data are average values obtained within three charge/discharge cycles not the minimum values.

BATT21000MGE

M2AH 2-1000 2V1000Ah(10hr)



by Schneider Electric

Schneider Electric Building, 6 EastWangjing Rd, Chaoyang District, Beijing 100102, P.R.

BATT21500MGE

M2AH 2-1500

2V 1500Ah(10hr)

The rechargeable batteries are lead-lead dioxide systems. The dilute sulfuric acid electrolyte is absorbed by separators and plates and thus immobilized. Should the battery be accidentally overcharged producing hydrogen and oxygen, special one-way valves allow the gases to escape thus avoiding excessive pressure build-up. Otherwise, the battery is completely sealed and is, therefore, maintenance-free, leak proof and usable in any position.



Battery Construction

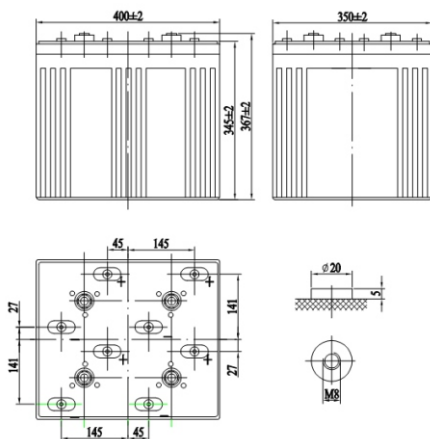
Component	Positive plate	Negative plate	Container	Cover	Safety valve	Terminal	Separator	Electrolyte
Raw material	Lead dioxide	Lead	ABS	ABS	Rubber	Copper	Fiberglass	Sulfuric acid

General Features

- Absorbent Glass Mat (AGM) technology for efficient gas recombination of up to 99% and freedom from electrolyte maintenance or water adding.
- Not restricted for air transport-complies with IATA/ICAO Special Provision A67.
- UL-recognized component.
- Can be mounted in any orientation.
- Computer designed lead, calcium tin alloy grid for high power density.
- Long service life, float or cyclic applications.
- Maintenance-free operation.
- Low self discharge.

Dimensions and Weight

Length(mm / inch)	400 / 15.75
Width(mm / inch)	350 / 13.78
Height(mm / inch)	345 / 13.58
Total Height(mm / inch)	382 / 15.04
Approx. Weight(Kg / lbs)	100 / 220.5



by Schneider Electric

Performance Characteristics

Nominal Voltage	2V
Number of cell	1
Design Life	20 years
Nominal Capacity 77°F(25°C)	
10 hour rate (150A, 10.8V)	1500Ah
5 hour rate (262A, 10.8V)	1310Ah
1 hour rate (833A, 10.5V)	833Ah
Internal Resistance	
Fully Charged battery 77°F(25°C)	≤ 0.58mOhms
Self-Discharge	
3% of capacity declined per month at 25 °C (average)	
Operating Temperature Range	
Discharge	-20~60°C
Charge	-10~55°C
Storage	-10~50°C
Max. Discharge Current 77 °F(25°C)	4000A(5s)
Charge Methods: Constant Voltage Charge 77°F(25 °C)	
Cycle use	2.40-2.45VPC
Maximum charging current	300A
Temperature compensation	-5mV/ °C
Standby use	2.20-2.27VPC
Temperature compensation	-3.3mV/ °C

Discharge Constant Current (Amperes at 77°F25 °C)

End Point Volts/Cell		10min	15min	30min	45min	1h	3h	5h	10h
1.60V		2724	2048	1500	1132	930	408	288	161
1.65V		2583	1950	1433	1087	900	395	282	159
1.70V		2436	1848	1365	1039	870	381	276	157
1.75V		2285	1745	1294	989	833	366	270	153
1.80V		2131	1640	1221	938	795	350	262	150

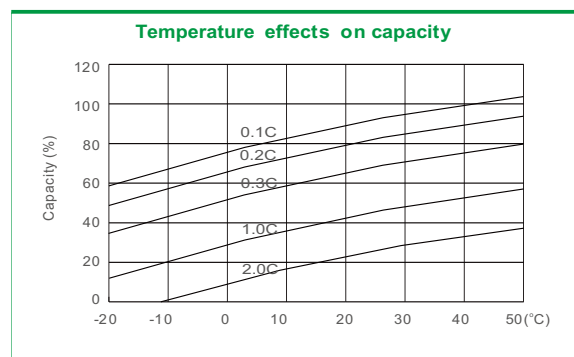
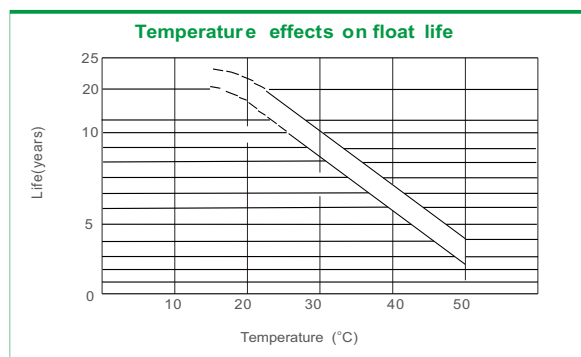
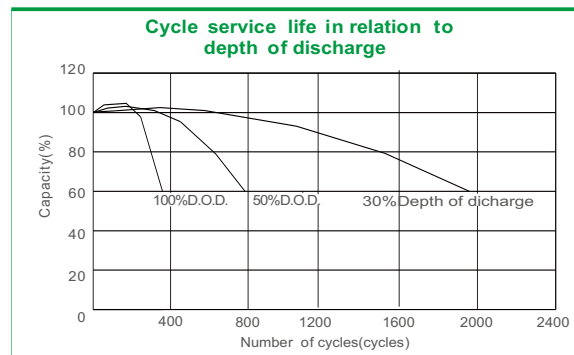
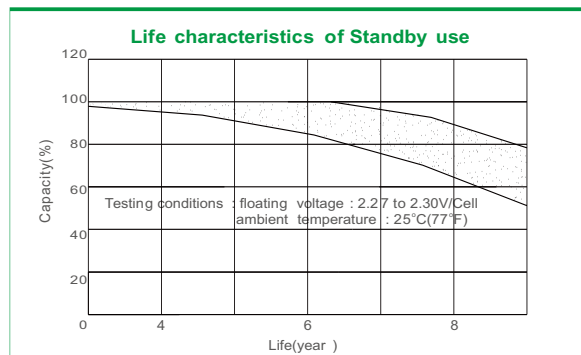
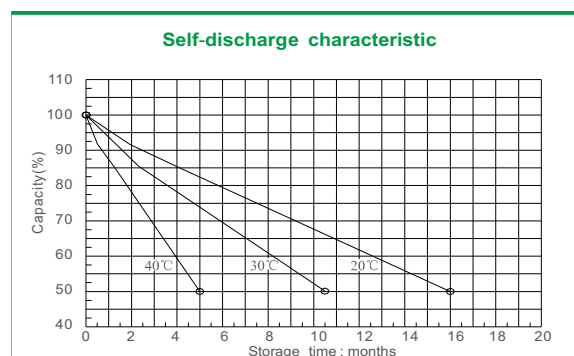
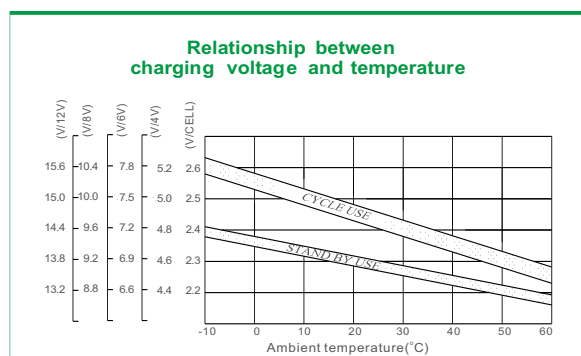
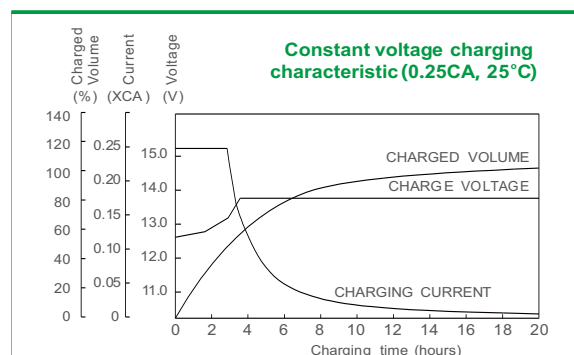
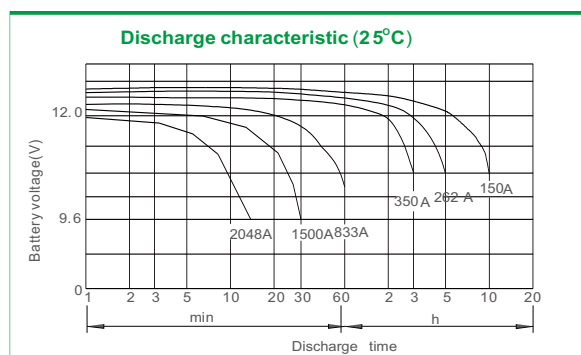
Discharge Constant Power (Watts at 77 ° F25 °C)

End Point Volts/Cell		10min	15min	30min	45min	1h	2h	3h	5h
1.60V		4267	3451	2495	1990	1638	975	745	526
1.65V		4022	3266	2368	1899	1563	930	723	520
1.70V		3772	3077	2242	1804	1491	887	701	515
1.75V		3524	2887	2112	1705	1446	860	679	501
1.80V		3276	2695	1979	1609	1335	794	657	492

(Note)The above characteristics data are average values obtained within three charge/discharge cycles not the minimum values.

BATT21500MGE

M2AH 2-1500 2V1500Ah(10hr)



by Schneider Electric

Schneider Electric Building, 6 EastWangjing Rd, Chaoyang District, Beijing 100102, P.R.

BATT22000MGE M2AH 2-2000

2V 2000Ah(10hr)

The rechargeable batteries are lead-lead dioxide systems. The dilute sulfuric acid electrolyte is absorbed by separators and plates and thus immobilized. Should the battery be accidentally overcharged producing hydrogen and oxygen, special one-way valves allow the gases to escape thus avoiding excessive pressure build-up. Otherwise, the battery is completely sealed and is, therefore, maintenance-free, leak proof and usable in any position.



Battery Construction

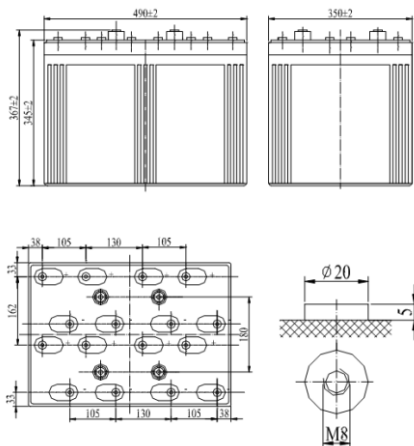
Component	Positive plate	Negative plate	Container	Cover	Safety valve	Terminal	Separator	Electrolyte
Raw material	Lead dioxide	Lead	ABS	ABS	Rubber	Copper	Fiberglass	Sulfuric acid

General Features

- Absorbent Glass Mat (AGM) technology for efficient gas recombination of up to 99% and freedom from electrolyte maintenance or water adding.
- Not restricted for air transport-complies with IATA/ICAO Special Provision A67.
- UL-recognized component.
- Can be mounted in any orientation.
- Computer designed lead, calcium tin alloy grid for high power density.
- Long service life, float or cyclic applications.
- Maintenance-free operation.
- Low self discharge.

Dimensions and Weight

Length(mm / inch)	490 / 19.29
Width(mm / inch)	350 / 13.78
Height(mm / inch)	345 / 13.58
Total Height(mm / inch)	382 / 15.04
Approx. Weight(Kg / lbs)	132 / 291



by **Schneider** Electric

Performance Characteristics

Nominal Voltage	2V
Number of cell	1
Design Life	20 years
Nominal Capacity 77°F(25°C)	
10 hour rate (200A, 10.8V)	2000Ah
5 hour rate (332A, 10.8V)	1660Ah
1 hour rate (1154A, 10.5V)	1154Ah
Internal Resistance	
Fully Charged battery 77°F(25°C)	≤ 0.55mOhms
Self-Discharge	
3% of capacity declined per month at 25 °C (average)	
Operating Temperature Range	
Discharge	-20~60°C
Charge	-10~55°C
Storage	-10~50°C
Max. Discharge Current 77°F(25°C)	4000A(5s)
Charge Methods: Constant Voltage Charge 77°F(25 °C)	
Cycle use	2.40-2.45VPC
Maximum charging current	400A
Temperature compensation	-5mV/ °C
Standby use	2.20-2.27VPC
Temperature compensation	-3.3mV/ °C

Discharge Constant Current (Amperes at 77°F25 °C)

End Point Volts/Cell		10min	15min	30min	45min	1h	3h	5h	10h
1.60V		3636	2734	2109	1505	1240	545	384	214
1.65V		3447	2603	2016	1445	1214	527	379	212
1.70V		3250	2468	1919	1381	1185	508	371	209
1.75V		3049	2329	1820	1315	1154	500	360	205
1.80V		2844	2190	1718	1247	1125	473	332	200

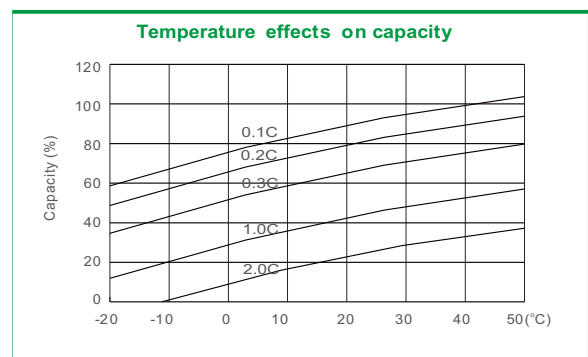
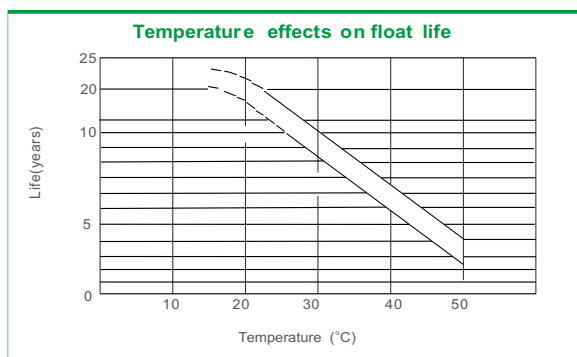
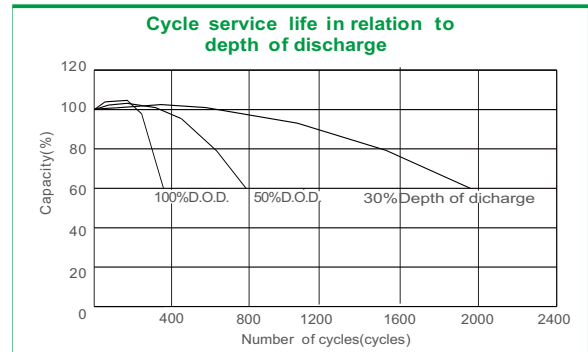
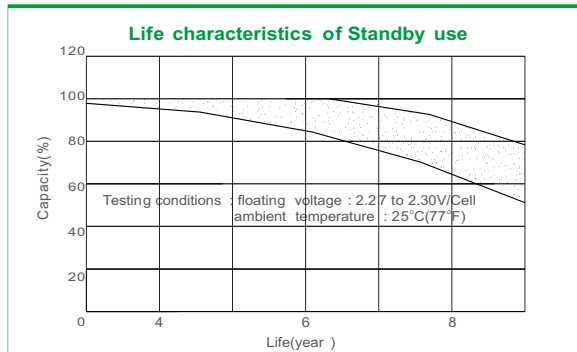
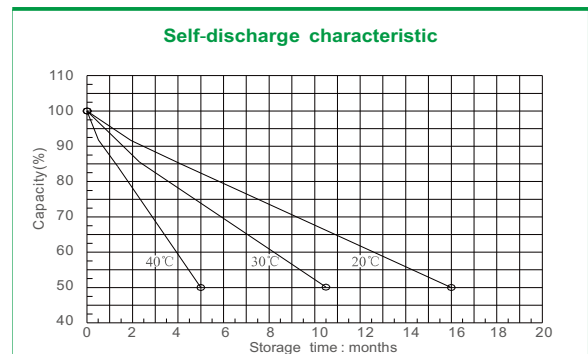
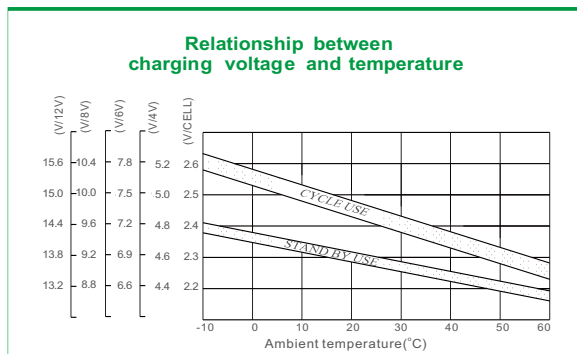
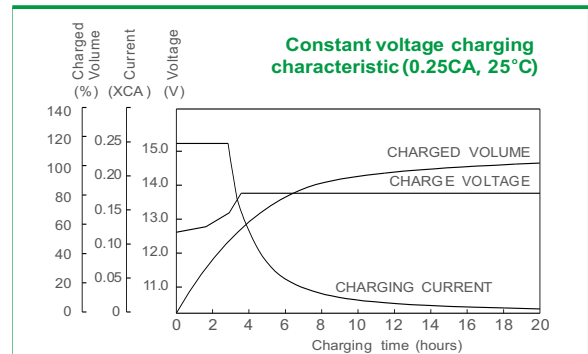
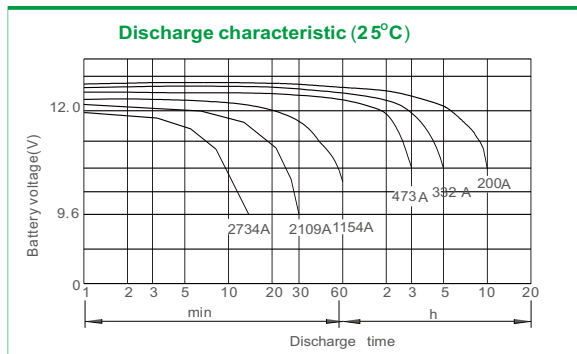
Discharge Constant Power (Watts at 77 °F25 °C)

End Point Volts/Cell		10min	15min	30min	45min	1h	2h	3h	5h
1.60V		5754	4654	3543	2673	2206	1488	1018	706
1.65V		5422	4404	3365	2551	2130	1431	1001	701
1.70V		5084	4152	3185	2422	2052	1368	987	692
1.75V		4750	3892	3000	2290	2023	1338	966	678
1.80V		4416	3636	2812	2160	1908	1274	904	663

(Note)The above characteristics data are average values obtained within three charge/discharge cycles not the minimum values.

BATT22000MGE

M2AH 2-2000 2V2000Ah(10hr)



by Schneider Electric

Schneider Electric Building, 6 EastWangjing Rd, Chaoyang District, Beijing 100102, P.R.

BATT23000MGE M2AH 2-3000

2V 3000Ah(10hr)

The rechargeable batteries are lead-lead dioxide systems. The dilute sulfuric acid electrolyte is absorbed by separators and plates and thus immobilized. Should the battery be accidentally overcharged producing hydrogen and oxygen, special one-way valves allow the gases to escape thus avoiding excessive pressure build-up. Otherwise, the battery is completely sealed and is, therefore, maintenance-free, leak proof and usable in any position.



Battery Construction

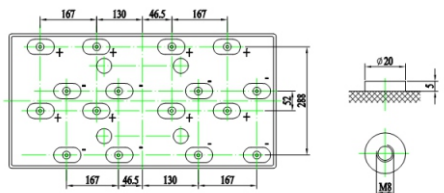
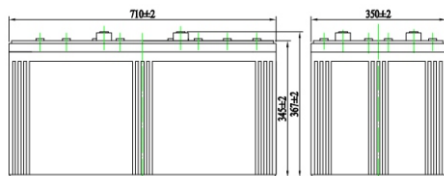
Component	Positive plate	Negative plate	Container	Cover	Safety valve	Terminal	Separator	Electrolyte
Raw material	Lead dioxide	Lead	ABS	ABS	Rubber	Copper	Fiberglass	Sulfuric acid

General Features

- Absorbent Glass Mat (AGM) technology for efficient gas recombination of up to 99% and freedom from electrolyte maintenance or water adding.
- Not restricted for air transport-complies with IATA/ICAO Special Provision A67.
- UL-recognized component.
- Can be mounted in any orientation.
- Computer designed lead, calcium tin alloy grid for high power density.
- Long service life, float or cyclic applications.
- Maintenance-free operation.
- Low self discharge.

Dimensions and Weight

Length(mm / inch)	710 / 27.95
Width(mm / inch)	350 / 13.78
Height(mm / inch)	345 / 13.58
Total Height(mm / inch)	382 / 15.04
Approx. Weight(Kg / lbs)	210 / 463.3



by **Schneider** Electric

Performance Characteristics

Nominal Voltage	2V
Number of cell	1
Design Life	20 years
Nominal Capacity 77°F(25°C)	
10 hour rate (300A, 10.8V)	3000Ah
5 hour rate (530A, 10.8V)	2650Ah
1 hour rate (1688A, 10.5V)	1688Ah
Internal Resistance	
Fully Charged battery 77°F(25°C)	≤ 0.50mOhms
Self-Discharge	
3% of capacity declined per month at 25 °C (average)	
Operating Temperature Range	
Discharge	-20~60°C
Charge	-10~55°C
Storage	-10~50°C
Max. Discharge Current 77 °F(25°C)	7000A(5s)
Charge Methods: Constant Voltage Charge 77°F(25 °C)	
Cycle use	2.40-2.45VPC
Maximum charging current	600A
Temperature compensation	-5mV/ °C
Standby use	2.20-2.27VPC
Temperature compensation	-3.3mV/ °C

Discharge Constant Current (Amperes at 77°F25 °C)

End Point Volts/Cell		10min	15min	30min	45min	1h	3h	5h	10h
1.60V		5165	4033	2989	2173	1860	836	582	321
1.65V		4896	3839	2857	2083	1803	809	570	318
1.70V		4617	3639	2720	1994	1747	785	560	313
1.75V		4331	3436	2579	1898	1688	750	540	307
1.80V		4041	3230	2434	1800	1642	717	530	300

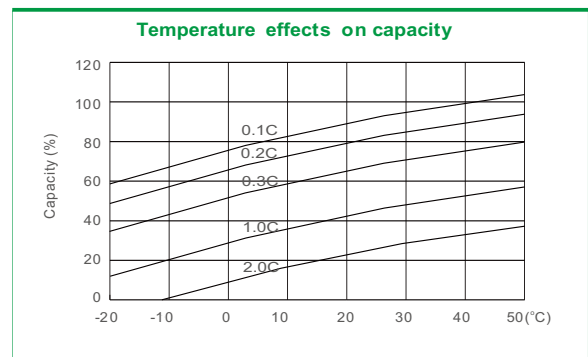
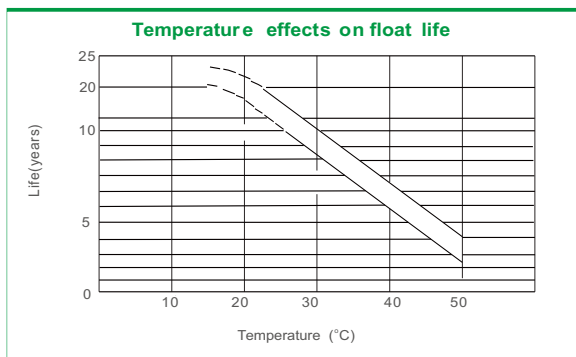
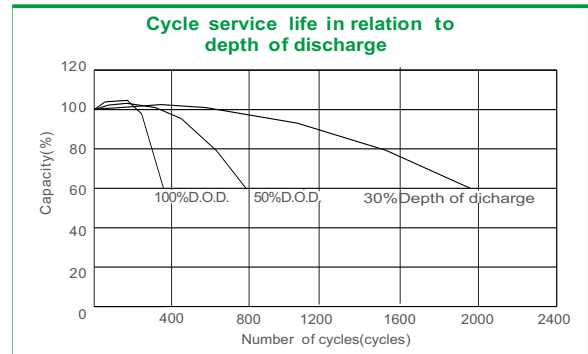
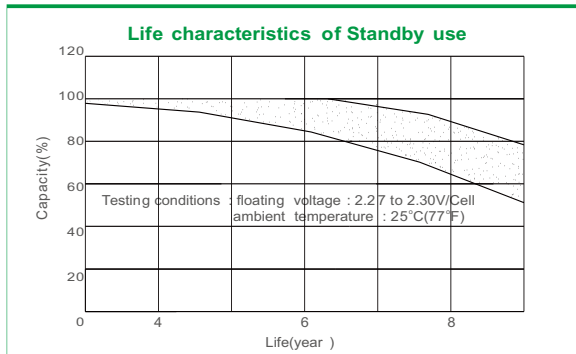
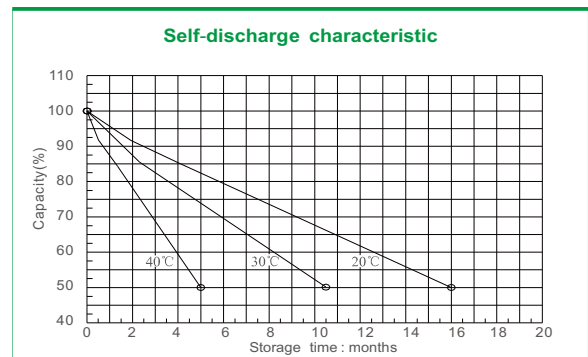
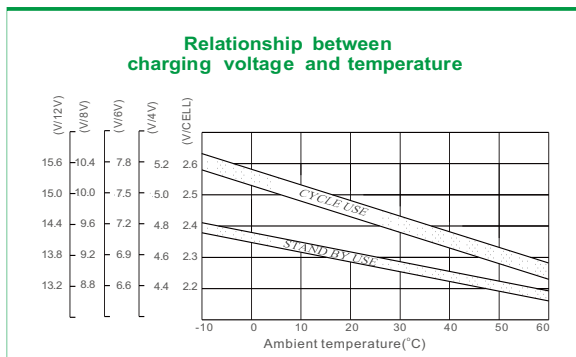
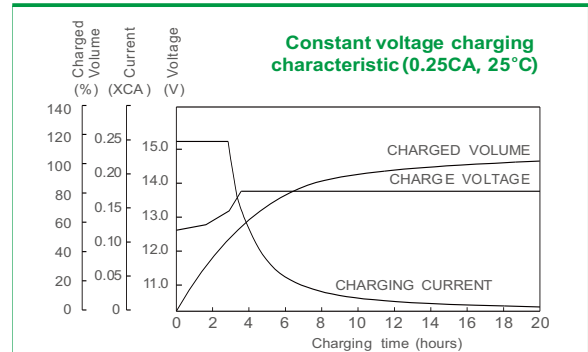
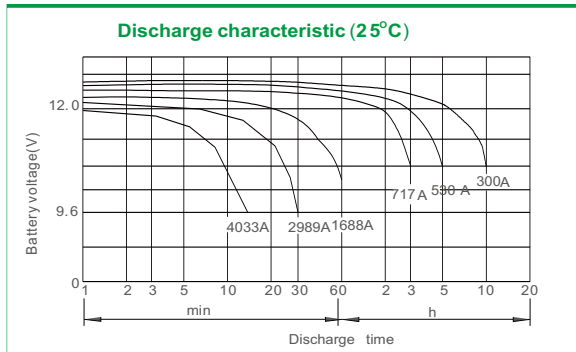
Discharge Constant Power (Watts at 77 °F25 °C)

End Point Volts/Cell		10min	15min	30min	45min	1h	2h	3h	5h
1.60V		7748	6050	4484	3477	2976	2040	1423	922
1.65V		7344	5759	4286	3338	2895	2017	1386	906
1.70V		6926	5459	4088	3199	2814	1942	1346	888
1.75V		6497	5154	3890	3060	2733	1859	1302	869
1.80V		6062	4845	3692	2921	2652	1770	1268	826

(Note)The above characteristics data are average values obtained within three charge/discharge cycles not the minimum values.

BATT23000MGE

M2AH 2-3000 2V3000Ah(10hr)



by Schneider Electric

Schneider Electric Building, 6 EastWangjing Rd, Chaoyang District, Beijing 100102, P.R.